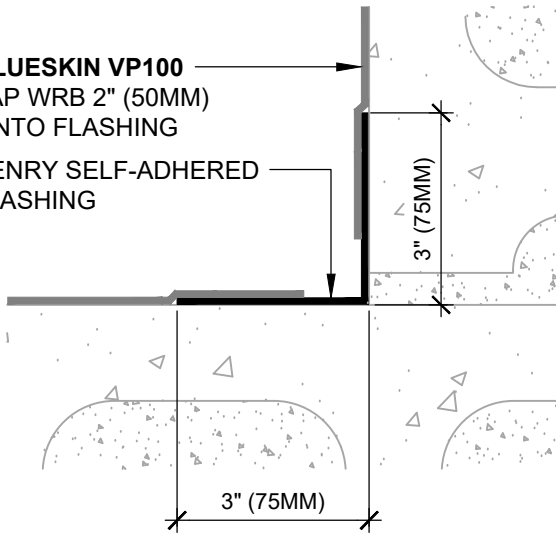


BLUESKIN VP100
LAP WRB 2" (50MM)
ONTO FLASHING

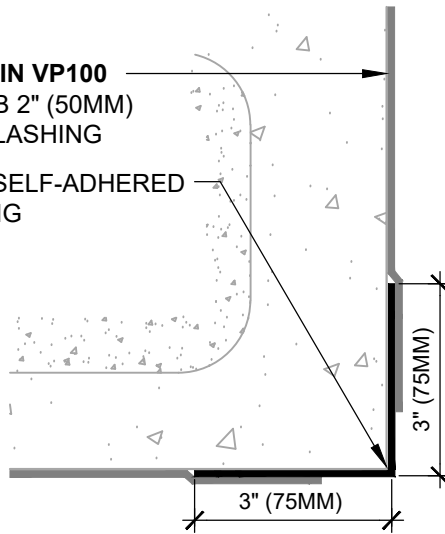
HENRY SELF-ADHERED
FLASHING



INSIDE CORNER (PLAN VIEW)
FLASHING INSTALLED BEFORE WRB

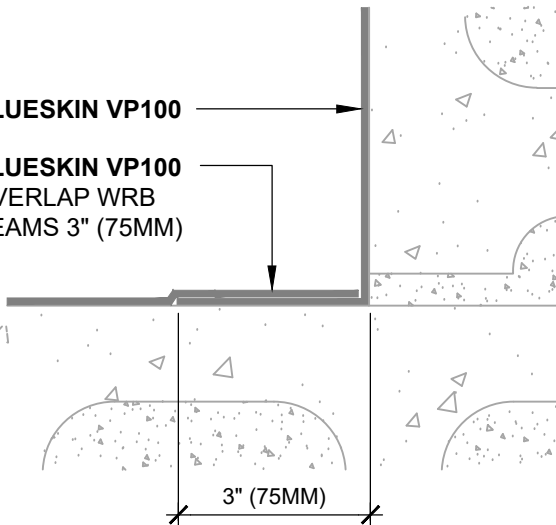
BLUESKIN VP100
LAP WRB 2" (50MM)
ONTO FLASHING

HENRY SELF-ADHERED
FLASHING



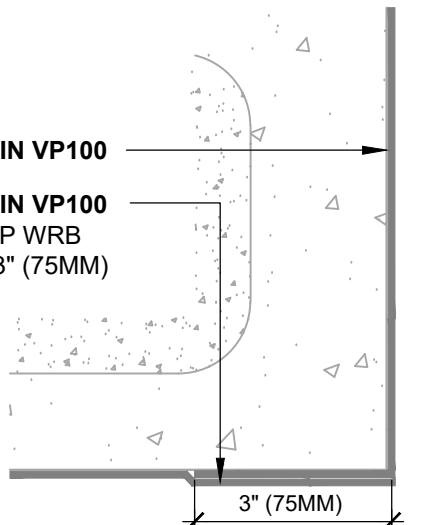
OUTSIDE CORNER (PLAN VIEW)
FLASHING INSTALLED BEFORE WRB

BLUESKIN VP100
BLUESKIN VP100
OVERLAP WRB
SEAMS 3" (75MM)



INSIDE CORNER (PLAN VIEW)
WRB WRAPPED AROUND CORNER

BLUESKIN VP100
BLUESKIN VP100
OVERLAP WRB
SEAMS 3" (75MM)



OUTSIDE CORNER (PLAN VIEW)
WRB WRAPPED AROUND CORNER



**HENRY 1-2-3 MOISTURE CONTROL SYSTEM
WEATHER-RESISTIVE BARRIER (WRB)
INSTALLATION GUIDELINES**

NOTES

1. VISIT WWW.HENRY.COM/WARRANTY FOR ELIGIBILITY REQUIREMENTS OF THE 15-YEAR RESIDENTIAL AND LIGHT COMMERCIAL HENRY 1-2-3 MOISTURE CONTROL SYSTEM WARRANTY.
2. HENRY OFFERS **BLUESKIN VP100** IN THE UNITED STATES AND CANADA. PRODUCT AVAILABILITY AND WARRANTY OPTIONS MAY VARY BY LOCATION. REFER TO THE HENRY **BLUESKIN VP100** GUIDE SPECIFICATION FOR RECOMMENDED FLASHINGS, SEALANTS, AND SYSTEM INFORMATION.
3. SEE PRODUCT SPECIFIC TECHNICAL DATA SHEET FOR ROLL SIZES, MAXIMUM UV EXPOSURE, COMPATIBILITY CONCERNS, APPLICATION TEMPERATURES AND SERVICE TEMPERATURE LIMITATIONS.
4. STRIKE CMU JOINTS FULL AND FLUSH TO CREATE A CONTINUOUS SUBSTRATE. PARTIAL OR SOLID GROUT CMU PRIOR TO WRB INSTALLATION AS SPECIFIED. REFER TO PRODUCT SPECIFIC TECHNICAL DATA SHEET FOR CURE TIME PRIOR TO WRB INSTALLATION.
5. SUBSTRATES MUST BE CLEAN AND DRY.
6. SELF-ADHERED MEMBRANES MAY REQUIRE A PRIMER FOR OPTIMAL ADHESION TO SOME SURFACES AND/OR SUBSTRATE TEMPERATURES. REFER TO PRODUCT SPECIFIC TECHNICAL DATA SHEET FOR PRIMER REQUIREMENTS.
7. ROLL SELF-ADHERED MEMBRANES TO OBTAIN CONTINUOUS ADHESION.
8. VERIFY WEATHER-RESISTIVE BARRIER IS FREE FROM PROTRUSIONS OR DAMAGE PRIOR TO CLADDING INSTALLATION.
9. CONTACT HENRY AT 800-773-4777 FOR TECHNICAL ASSISTANCE.



A CARLISLE COMPANY

999 N. Pacific Coast Highway, Suite 800
El Segundo, CA 90245
800-486-1278 • www.henry.com

**BLUESKIN VP100 SELF-ADHERED AIR BARRIER
INSIDE AND OUTSIDE CORNERS**

**CONCRETE MASONRY UNITS (CMU)
STRIKE MASONRY JOINTS FLUSH**

MANUFACTURER INSTALLATION GUIDELINES ARE FOR REFERENCE ONLY. HENRY DOES NOT ASSUME RESPONSIBILITY FOR ERRORS OR DEVIATIONS IN DESIGN OR ENGINEERING. PROJECT SPECIFIC VERIFICATION IS RECOMMENDED PRIOR TO INSTALLATION. DETAILS ARE NOT TO SCALE. REFER TO PRODUCT SPECIFIC TECHNICAL DATA SHEET FOR PRODUCT INFORMATION, RECOMMENDED AUXILIARY COMPONENTS AND INSTALLATION INSTRUCTIONS.

04-18-2022

PAGE 1 OF 1

VPWRB-3B