

# Henry<sup>®</sup> Blueskin<sup>®</sup> SA

## Self-Adhered Air and Vapor Barrier

### Submittal Packet



# Table of Contents

## Henry® Blueskin® SA Self-Adhered Water Resistive Air Barrier

### Technical Data Sheets

#### Membrane

Henry® Blueskin® SA Self-Adhered Water Resistive Air Barrier .....	3
--	---

#### Primer Options

Henry® Aquatac™ Primer .....	5
Henry® Blueskin® LVC Spray Primer .....	7
Henry® Blueskin® LVC Adhesive .....	10

#### Flashing Options

Henry® Blueskin® SA Self-Adhered Water Resistive Air Barrier .....	12
Henry® Air-Bloc® LF Liquid-Applied Flashing .....	14
Henry® Blueskin® TWF .....	17
Henry® Blueskin® Butyl Flash .....	19

#### Sealant Options

Henry® 925 BES Sealant .....	21
------------------------------	----

### Safety Data Sheets

Henry® Blueskin® SA Self-Adhered Water Resistive Air Barrier .....	23
--	----

### Health and Product Declaration

Henry® Blueskin® SA Self-Adhered Water Resistive Air Barrier .....	30
Declare Label .....	35

### Architectural Details

Henry® Blueskin® SA - All Details .....	36
---	----

### Sample Warranty

Henry® Blueskin® SA 5 Year Material Warranty .....	65
--	----

### Product Certification

Henry® Blueskin® SA Product Certification .....	67
---	----

### LEED Declarations

Henry® Blueskin® SA LEED Information .....	68
--	----



Physical Property	Typical Value	Test Method
Color	Blue	-
Thickness, nominal	40 mils (1.0 mm)	-
Application Temperature, minimum	41°F (5°C)	-
Service Temperature	-40°F to 158°F (-40°C to 70°C)	-
Water Vapor Permeance	0.03 perms	ASTM E96, Method A
Water Vapor Permeance	0.08 perms	ASTM E96, Method B
Elongation, minimum	200%	ASTM D412, modified
Tensile Strength, minimum	500 psi	ASTM D412, modified
Puncture Resistance, minimum	40 lbf (178 N)	ASTM E154
Watertightness	Pass	CAN/CGSB-37.58-M86
Nail Sealability	Pass	ASTM D1970
Low Temperature Flexibility @ -22°F (-30°C)	Pass	CGSB 37-GP-56M
Lap Peel Strength @ 39°F (4°C)	25.0 lbf/in (> 4378.4 N/m)	ASTM D903, 180° bend
Water Absorption	0.1%	ASTM D570
Air Leakage @ 75 Pa	0.0002 cfm/ft <sup>2</sup> (0.0011 L/s.m. <sup>2</sup> )	ASTM E2178
Air Leakage After 3000 Pa Test	No Change	ASTM E330-90
Assembly Air Leakage @ 75 Pa	0.0039 cfm/ft <sup>2</sup> (0.0195 L/s.m. <sup>2</sup> ) - Pass	ASTM E2357, CAN/ULC-S741-08
Air Leakage Rate	Classification A1	CAN/ULC-S742-11
Crack Bridging	Pass	ASTM C1305
Fire Testing	Complies in various wall assemblies	NFPA 285

## Description

**Blueskin<sup>®</sup> SA** is a self-adhered water resistive air barrier consisting of an SBS rubberized asphalt compound, which is integrally laminated to a blue engineered thermoplastic film surface. It is specifically designed to be self-adhered to a prepared substrate providing an air, vapor and water resistive barrier in full wall applications or as penetration/flashing membrane with other air barrier systems.

## Features

- Flexible at low temperatures
- Impermeable to air, moisture vapor and water
- Compatible with Henry<sup>®</sup> **Air-Bloc<sup>®</sup>** fluid applied air barriers
- Self-gasketing when penetrated and under compression with self-tapping screws

## Usage

**Blueskin<sup>®</sup> SA** is designed for use as a self-adhered air, vapor and water resistive barrier. It can also be used as a transition sheet in conjunction with Henry<sup>®</sup> **Air-Bloc<sup>®</sup>** fluid applied air barriers where greater movement is anticipated due to its high strength. **Blueskin<sup>®</sup> SA** is also used for tying into metal on curtain walls, windows and doorframes.

## Application

**Surface Prep:** All surfaces to receive **Blueskin<sup>®</sup> SA** must be clean of oil, dust and excess mortar. Acceptable substrates are exterior-grade gypsum sheathing, plywood, OSB, precast or cast-in-place concrete, concrete block, primed steel, aluminum mill finish, anodized aluminum and galvanized metal. Strike masonry joints flush. Concrete surfaces must be smooth and without large voids, spalled areas or sharp protrusions. Concrete must be cured a minimum of 14 days and must be dry before **Blueskin<sup>®</sup> SA** is applied. Where curing compounds are used, they must be clear resin based, without oil, wax or pigments.

## Blueskin® SA Self-Adhered Water Resistive Air Barrier

---

All surfaces to receive **Blueskin® SA** require an application of **Blueskin® Adhesive**, **Blueskin® LVC Adhesive** or **Aquatac™ Primer** allowed to dry to a tacky film before **Blueskin® SA** is applied. Coated surfaces not covered by membrane during the working day must be recoated. Availability may vary by region.

**Apply:** Position **Blueskin® SA** for alignment and remove release film and press firmly in place. Roll membrane, including seams, with a countertop roller to ensure full contact once in place. Membrane must be rolled after application to ensure adhesion to substrate and laps. **Blueskin® SA** must be lapped a minimum of 2" (50 mm) on both sides and end laps. When using with brick ties, position, press in place and cut for ties or projections. Seal around any openings and at leading edge at the end of the workday with **925 BES Sealant**, **Air-Bloc® 21** or **Air-Bloc® 21FR**. Detail work must be carefully carried out to ensure continuous air tightness of the membrane. It is recommended that mechanical attachment be made to all window and doorframes, or a properly designed sealant joint be provided.

Membrane applied to the underside of the substrate (i.e. ceilings) and extending more than 6 inches (152 mm) onto inverted surfaces requires mechanical fastening through treated wood or galvanized metal strapping, or have insulation mechanically fastened. Fastening must take place immediately after installation of the membrane. Space strapping on 18" (457 mm) centers, running perpendicular to the side laps.

**Insulation Application:** The use of mechanical fasteners through **Blueskin® SA** along changes in plane, such as inside corners, may be required by some insulation manufacturers. Consult insulation manufacturer prior to installation of insulation.

- **Insulation Clips:** Insulation clips should be mechanically fastened through the membrane into the substrate with a self-tapping screw. Apply number of insulation clips as recommended by the insulation manufacturer.
- **Insulation Adhesive: Air-Bloc® 21** or **Air-Bloc® 21FR** should be applied to insulation boards in a serpentine pattern to restrict movement of air behind the insulation. Alternatively, a full coat notched trowel application may be applied to the back of the board. Press insulation firmly in place.

**Limitations: Blueskin® SA** is designed for exposure up to 90 days if necessary to accommodate construction scheduling, but is not designed for permanent exposure to ultraviolet light and should be covered as soon as practical after application. It is not to be used in direct contact with flexible PVC/vinyl membranes or gaskets. Consult the PVC/vinyl window manufacturer for compatibility.

### Packaging

---

48" x 75' (1.22m x 22.86m)  
36" x 75' (914mm x 22.86m)  
18" x 75' (457mm x 22.86m)  
12" x 75' (300mm x 22.86m)  
9" x 75' (225mm x 22.86m)  
6" x 75' (150mm x 22.86m)  
4" x 75' (100mm x 22.86m)

### Storage

---

Store rolls on end, on original pallets or elevated platform. Protect from weather or store in an enclosed area not subject to heat over 120°F (49°C). Double stacked pallets are not recommended. If double stacking is necessary, use a plywood sheet to distribute the load.

For more information, visit [www.henry.com](http://www.henry.com) or for technical assistance call us at 800-486-1278. For more information on Henry's® product warranty and liability disclaimer please visit [www.henry.com/warranty](http://www.henry.com/warranty). Refer to the Safety Data Sheet prior to using this product. The Safety Data Sheet is available at [www.henry.com](http://www.henry.com) or by emailing Henry® Product Support at [productsupport@henry.com](mailto:productsupport@henry.com) or by calling 800-486-1278.

© Henry, Blueskin and Air-Bloc are registered trademarks of Henry Company.

The technical and application information herein is based on the present state of our best scientific and practical knowledge. As the information herein is of a general nature, no assumption can be made as to a product's suitability for a particular use or application and no warranty as to its accuracy, reliability or completeness either expressed or implied is given other than those required by law. The user is responsible for checking the suitability of products for their intended use. Henry® Company data sheets are updated on a regular basis; it is the user's responsibility to obtain and to confirm the most recent version. Information contained in this data sheet may change without notice.

Physical property	Typical value
Color	Aqua
Solids by Volume	53% (approx.)
Weight	8.3 lbs/gal (approx.)
Application Temperature	25 °F to 104 °F
Coverage	Up to 500 ft <sup>2</sup> /gal depending on porosity and texture of surface
Maximum VOC	50 g/l
Drying Time	@ 50% R.H. 68 °F Dry Substrate
- Initial Set	30 minutes
- Set Through	2 hours
Service Temperature	Minus 40 °F to 150 °F
Flammability	
- Wet	Non-Flammable
- Dry	Burns

## Description

**Aquatac™ Primer** is a polymer emulsion based primer for self-adhered membranes.

## Features and benefits

- Quick drying
- Highly tacky film provides positive adhesion to membrane
- Non-flammable during application
- Easily applied by spray, brush or roller
- Water based, no solvent odors
- Specially designed to provide a high level of tack on vertical surfaces

## Usage

Used as a primer for self-adhered membranes such as **Blueskin® WP200** when applied to masonry, concrete, non-treated wood, drywall and metal.

## Application

**Surface Prep:** All surfaces must be dry and free from dust, dirt, grease, oil or other foreign matter.

**Apply:** **Aquatac™ Primer** is applied by roller at a rate up to 500 sq. ft. per gallon depending on the porosity and texture of the surface and allow to dry. Airless, air assist, or air spray equipment may also be used. Not suitable for use with a garden type sprayer. Pour primer from container into sprayer and spray fine mist over the entire substrate. Allow primer to dry thoroughly before applying membrane. Primer surfaces not covered by membrane during the same working day must be reprimed. **Aquatac™ Primer** is intended to be used as supplied and should not be diluted.

**Clean Up:** For uncured film use water. Use mineral spirits for cured films.

## Precautions

Protect from freezing during shipping, storage and application. Apply under dry conditions above 25 °F. Avoid freezing. Store product above 32 °F.

## Henry Aquatac Primer

---

### Caution

---

In case of eye contact, open eyelids wide and flush immediately with plenty of water for at least 15 minutes.

Seek medical attention.

Do not heat container or store at temperatures greater than 120 °F (49 °C).

Close container after each use.

Use protective measures to avoid contact with eyes and skin. If swallowed, seek medical attention immediately.

In case of accidental injection by power spray equipment, seek medical attention immediately.

Dispose of container and unused contents in accordance with local, state, and federal regulations.

**Keep out of reach of children.**

**Protect from freezing.**

**For exterior use only.**

### Product size/packaging

---

5 gallon pail

### Storage

---

Store rolls on end, on original pallets or elevated platform. Protect from weather or store in an enclosed area not subject to heat over 120 °F (49 °C). In cold weather, it is recommended to warm rolls to 50 °F (10 °C) or above prior to application to assure adhesion to substrate.

For more information, visit [www.henry.com](http://www.henry.com) or for technical assistance call us at 800-486-1278. For more information on Henry's® product warranty and liability disclaimer please visit [www.henry.com/warranty](http://www.henry.com/warranty). Refer to the Safety Data Sheet prior to using this product. The Safety Data Sheet is available at [www.henry.com](http://www.henry.com) or by emailing Henry® Product Support at [productsupport@henry.com](mailto:productsupport@henry.com) or by calling 800-486-1278.

Henry is a registered trademark of Henry Company.  
Covered by US patent 6,901,712; Canadian patent 2,413,550.

The technical and application information herein is based on the present state of our best scientific and practical knowledge. As the information herein is of a general nature, no assumption can be made as to a product's suitability for a particular use or application and no warranty as to its accuracy, reliability or completeness either expressed or implied is given other than those required by law. The user is responsible for checking the suitability of products for their intended use. Henry® Company data sheets are updated on a regular basis; it is the user's responsibility to obtain and to confirm the most recent version. Information contained in this data sheet may change without notice.

## Typical Physical Properties

Color	Blue
Base	Synthetic polymer
Application Temperature	40°F to 100 °F (4.4°C to 37.8°C)
Spray Pattern	Wide-web spray
Dry Time	1 to 3-minutes
Open Time	Up to 30-minutes
Solvent	Ester/Aliphatic hydrocarbon
Flash Point	<0°F (<-18°C)
Maximum VOC	250 g/l
Weight Per Gallon	7.16 lb (3.25 kg)
Shelf Life (Unopened)	12-months

## Description

Henry 573 Blueskin LVC Spray Primer is a quick drying, low VOC (Volatile Organic Compound), rubber-based primer. It is designed to enhance the bond of peel and stick air barriers and waterproofing membranes, and also to bond system accessories, such as drain board, filter fabric, and polystyrene to masonry, concrete, wood, gypsum board, DensGlass<sup>®</sup> sheathing, and metal surfaces. It contains no chlorinated solvents and offers an excellent alternative to methylene chloride-based products.

Henry 573 Blueskin LVC Spray Primer is the surface preparation of choice on above and below grade applications where a quick setting, aggressive tack, is required.

## Features

- Easy spray application, quick setting, and long working time
- Excellent adhesion to a wide variety of substrates
- Low VOC

## US Regulatory Compliance

- OTC (Ozone Transport Commission), Rule for Adhesives and Sealants
- SCAQMD (South Coast Air Quality Management District) Rule 1168 – Adhesive and Sealant Applications
- All California Air District Regulations

## Product Size

27 lb (12 kg) canisters

## Usage

Henry 573 Blueskin LVC Spray Primer increases the bond strength to substrate for peel and stick air barrier and waterproofing membranes, such as Blueskin SA, SA-LT, TWF, WP200, and Blueskin VP, and also bonds system accessories, such as drain board, filter fabric, and polystyrene to masonry, concrete, wood, gypsum board, DensGlass<sup>®</sup> sheathing, and metal surfaces.



## Henry 573 Blueskin LVC Spray Primer

---

Primer should not be applied directly to polystyrene; apply primer to the substrate only and follow Application instructions. Test primer on the product to be bonded before use when in doubt of compatibility.

### Surface Preparation

---

Surfaces must be dry and free from dust, dirt, grease, oil, or other foreign matter.

### Coverage

---

Approximately 1,650 to 2,450 square feet (153 to 228 m<sup>2</sup>) per canister depending on the porosity and texture of the surface and thickness of application. To assure proper spray pattern, prior to use store canister overnight in a room temperature environment. Application below 40°F (4.4°C) is not recommended.

### Recommended Equipment

---

Airless spray gun, such as GunJet® AA23L, ASM 200, Graco® SG-1, or equivalent airless spray gun, and 6' (1.83 m) hose. Spray gun and hose are not included.

### Application

---

**Hose Connection:** Use Teflon® tape on all fittings. Before initial use, securely attach spray gun to hose, then hose to canister; ensuring not to cross thread fittings. Open valve and check for leaks. Use only in well ventilated areas. Keep away from flame. Material is extremely flammable (see precautions below). Before beginning to spray, check area for ignition sources. Use protective eyewear (goggles) and gloves when handling. Read **Safety Data Sheet (SDS)** for complete safety information prior to use. Do not aim spray nozzle in direction of people.

Apply Blueskin LVC Spray Primer between 40°F to 100°F (4.4°C to 37.8°C) in order to obtain proper spray pattern. Fully open canister valve and do not close until empty. Hold spray nozzle approximately 8 to 12-inches (20 to 30 cm) from substrate and spray at a 90° angle from the substrate and even web coat. Apply at recommended coverage. Do not allow primer to “puddle”. Allow primer to dry until tacky for a minimum of 1 to 3 minutes at 60°F (15.6°C), under normal conditions, before bonding. Heat and humidity, or cold weather can cause longer drying times. Surfaces are dry if primer is tacky, but no primer transfers to the hand when touched. Use knuckles to test for tackiness. Complete the bond within 30-minutes, under normal conditions, after the primer is dry. If the two surfaces do not bond immediately when brought into contact, they have dried too long and another coat of primer should be applied to at least one of the surfaces. Coated surfaces not bonded during the working day must be recoated.

Carefully position coated surfaces before putting them together since no shifting is possible once contact is made. Bond surfaces together and immediately apply firm and uniform pressure over entire surface; work from the center to the edges.

Please consult Product Support for any specific questions regarding the application of this product.

### Clean-up

---

Equipment can be cleaned with biodegradable terpene solvent or mineral spirits. Use care in handling solvents. Clean hands with waterless hand cleaner.

### Storage and Disposal General Recommendations

---

Store canisters out of direct sunlight in a cool, well-ventilated area. Avoid storing canisters directly on the floor or against an outside wall. The shelf life for an unopened canister of this product, stored at temperatures between 60°F and 95°F (15.6°C and 35°C), is 12-months from date of manufacture. Observe all labeled hazard precautions.

**Empty Canister Venting Instructions:** The canister must be empty and permanently vented before disposing of it. The canister is empty when only air is coming out of the spray gun. Shut off the valve and remove the hose and spray gun. The empty canister will still have residual pressure and a small amount of liquid. In a well-ventilated area, open the valve and allow the pressure to drain and liquid to dry for at least 24-hours before permanently venting the canister. Opening the valve only is not sufficient and the canister must be permanently vented for proper disposal. After the pressure has been drained and liquid has dried, to permanently vent the empty canister, keep the valve in the open position and punch out the pressure relief disk. A non-sparking plastic, rubber, or wooden tool should be used to punch out the pressure relief disk. Do not punch out the pressure relief disk in the same area that the canister was drained in. The pressure relief disk is located at the top of the canister.



## Henry 573 Blueskin LVC Spray Primer

---

The empty **and vented** canister can be disposed of as solid waste or recycled as scrap metal where local regulations and recycling facilities allow.

For further details, refer to the "Guidelines For The Storage And Disposition of Henry 573 Blueskin LVC Spray Primer Canisters" Henry Tech-Talk.

### Precaution

---

DO NOT THIN. Avoid use where solvent odors may taint food or other susceptible products

**KEEP OUT OF REACH OF CHILDREN.  
FOR INDUSTRIAL USE ONLY.  
FOR EXTERIOR USE ONLY.  
PLEASE READ THE ENTIRE LABEL.**

**DANGER! EXTREMELY FLAMMABLE LIQUID AND VAPOR. VAPORS MAY CAUSE FLASH FIRE AND EXPLOSION. CONTENTS UNDER PRESSURE. VAPORS HARMFUL.** Contains hexane, methyl acetate, and hydrocarbon propellants. Vapors may ignite explosively. Keep away from heat, sparks, and flame. Do not smoke. Extinguish all flames and pilot lights; turn off all stoves, heaters, electric motors, and other sources of ignition during use and until all vapors are gone. Do not heat container or store at temperatures greater than 120°F (48.8°C). **CLOSE AIR INTAKES** until solvents dissipate. Contains volatile solvents that might contaminate potable water. Close container after each use. **FIRST AID: DANGER! HARMFUL OR FATAL IF SWALLOWED!** If swallowed, do not induce vomiting. **CALL PHYSICIAN IMMEDIATELY!** May be harmful if absorbed through skin. Use protective measures to avoid contact with eyes and skin. In case of eye contact, open eyelids wide and flush immediately with plenty of water for at least 15-minutes. **GET MEDICAL ATTENTION! USE ONLY WITH ADEQUATE VENTILATION!** Avoid breathing of vapor. If you experience eye watering, headaches or dizziness, leave area or increase fresh air or wear respirator (NIOSH/MSHA TC 23C or equal). Repeated and prolonged occupational exposure to solvents can result in permanent brain and nervous system damage.

**WARNING:** This product contains detectable amounts of chemicals known to the State of California to cause cancer, or birth defects, or other reproductive harm.

**Employers** should obtain a copy of the **Safety Data Sheet (SDS)** from your supplier at the toll free number or website below.

### Limited Material Warranty

---

We, the manufacturer, warrant only that this product is free of defects, since many factors which affect the results obtained from this product – such as weather, workmanship, equipment utilized, and prior condition of the substrate – are all beyond our control. We will replace at no charge any product proved to have a material defect within 12-months of purchase, provided it has been applied in accordance with our written directions for uses we recommend as suitable for this product. Proof of purchase must be provided. **DISCLAIMER OF WARRANTIES AND LIMITATION OF LIABILITY: THIS LIMITED WARRANTY IS IN LIEU OF ANY OTHER WARRANTIES EXPRESS OR IMPLIED INCLUDING BUT NOT LIMITED TO ANY IMPLIED WARRANTY OF MERCHANTABILITY OR FITNESS FOR A PARTICULAR PURPOSE. MANUFACTURER SHALL HAVE NO LIABILITY OF ANY KIND BEYOND PRODUCT REPLACEMENT, INCLUDING FOR CONSEQUENTIAL OR INCIDENTAL DAMAGES RESULTING FROM ANY DEFECTS OR ANY DELAYS CAUSED BY REPLACEMENT OR OTHERWISE. IF PURCHASER DOES NOT ACCEPT THESE TERMS OF THE LIMITED WARRANTY, PURCHASER MAY RETURN ALL CONTAINERS OR PACKAGES OF PRODUCT PURCHASED FOR A FULL REFUND (PROVIDED THE CONTAINERS OR PACKAGING IS UNOPENED AND LESS SHIPPING CHARGES IF ANY) WITHIN 30-DAYS OF PURCHASE. RETENTION OF PRODUCT BEYOND 30-DAYS FROM PURCHASE, OR USE OF PRODUCT SHALL CONSTITUTE ACCEPTANCE OF THE LIMITED WARRANTY TERMS, CONDITIONS, AND DISCLAIMERS. THIS LIMITED WARRANTY PROVIDES THE PURCHASER'S EXCLUSIVE REMEDY FOR ANY DEFECT IN THE PRODUCT.** For further details of Henry's product warranty, see our website at [www.henry.com/warranty](http://www.henry.com/warranty).

### STATEMENT OF RESPONSIBILITY

---

The technical and application information herein is based on the present state of our best scientific and practical knowledge. As the information herein is of a general nature, no assumption can be made as to a product's suitability for a particular use or application and no warranty as to its accuracy, reliability, or completeness either expressed or implied is given. The user is responsible for checking the suitability of products for their intended use. Henry Company data sheets are updated on a regular basis; it is the user's responsibility to obtain and to confirm the most recent version. Information contained in this data sheet may change without notice.



## Blueskin<sup>®</sup> LVC Adhesive

For Blueskin Self-Adhesive Membranes

### Physical Properties

-Color	Blue	-Service Temp	Minus 40°C to 70°C
-Solids by Weight	40%	-Application Temp	Minus 12°C to 40°C
-Weight	0.919 kg/l	-Flammability	
-Drying Time		Wet	Flammable
Initial Set	Approximately 30 minutes	Dry	Burns
Set Through	2 hours		
-Maximum V.O.C.	<240 grams/liter		

### Description

**Blueskin<sup>®</sup> LVC Adhesive** is a quick drying, lower volatile organic compound (VOC) formulation, rubber based adhesive designed to enhance the adhesion of self-adhesive membranes such as Blueskin<sup>®</sup>.  
Can be used as a pressure sensitive, contact adhesive for Neoprene Flashing.

### Features

- Compliant with OTC rules for industrial adhesives and sealants and California South Coast Rule 1168
- Quick setting
- Aggressive tack provides improved adhesion of membrane to substrate
- Suitable for application at normal and low temperatures
- Easily applied

### Uses

Used as an adhesive for self-adhesive membranes such as **Blueskin<sup>®</sup> SA, SALT, TWF, VP and WP200** when applied to masonry, concrete, wood, gypsum board, DensGlass<sup>™</sup> Gold and metal surfaces.

**Blueskin<sup>®</sup> LVC Adhesive** is the surface preparation of choice on above grade applications of self-adhered membranes where a quick setting, aggressive tack, solvent based, lower VOC primer is required.

**Blueskin<sup>®</sup> LVC Adhesive** may be used to bond Henry Neoprene Flashing to masonry, concrete and itself (lap).

### Limitations

Avoid direct application on polystyrene materials, such as polystyrene insulation boards. Avoid use and exposure to open flames, electrical discharges and other ignition sources or where solvent odors may taint food or other susceptible products.

### Packaging

**Blueskin<sup>®</sup> LVC Adhesive** is packaged in 18.93L pails (contains 17 L).

### Preparation

Surfaces must be dry and free from dust, dirt, grease, oil or other foreign matter.

## Application

---

**Blueskin® LVC Adhesive for Self-Adhesive Membranes:** Apply by brush, roller or spray at up to 6.13 m<sup>2</sup>/l (250 ft<sup>2</sup>/gal.). Rollers should have a solvent-resistant heavy nap of natural material such as lamb's wool. Allow adhesive to dry for approximately 30 minutes, longer under cold conditions, before applying membrane.

Coated surfaces not covered by membrane during the working day must be recoated.

**Blueskin® LVC Adhesive for Neoprene Flashing Membrane:** Apply by brush at 3.07 m<sup>2</sup>/l (125 ft<sup>2</sup>/gal) to substrate and back of Neoprene Flashing Membrane. Allow sufficient open time to develop full tack. Apply membrane to substrate smoothing out wrinkles or gaps.

## Clean Up

---

Remove from tools, etc. mineral spirits. Clean hands with a waterless hand cleaner.

## Caution

---

### **DANGER! EXTREMELY FLAMMABLE LIQUID AND VAPOR. VAPORS MAY CAUSE FLASH FIRE.**

Contains hexane, methyl acetate, and p-chlorobenzotrifluoride. Vapors may ignite explosively. Keep away from heat, sparks, and flame. Vapors may cause flash fire. Do not smoke. Extinguish all flames and pilot lights; turn off all stoves, heaters, electric motors, and other sources of ignition during use and until all vapors are gone. Do not heat container or store at temperatures greater than 120°F. For exterior use only; CLOSE AIR INTAKES until solvents dissipate. Contains volatile solvents that might contaminate potable water. Close container after each use. **DANGER! HARMFUL OR FATAL IF SWALLOWED!** If swallowed, do not induce vomiting. CALL PHYSICIAN IMMEDIATELY! May be harmful if absorbed through skin. Use protective measures to avoid contact with eyes and skin. In case of eye contact, open eyelids wide and flush immediately with plenty of water for at least 15 minutes. GET MEDICAL ATTENTION! **USE ONLY WITH ADEQUATE VENTILATION!** Avoid breathing of vapor. If you experience eye watering, headaches or dizziness, leave area or increase fresh air or wear respirator (NIOSH/MSHA TC 23°C or equal). Repeated and prolonged occupational exposure to solvents can result in permanent brain and nervous system damage. **KEEP OUT OF REACH OF CHILDREN.**

## Limited Warranty

---

**LIMITED PRODUCT WARRANTY AND LIABILITY DISCLAIMER:** Many factors affect the results obtained from this product – such as weather, workmanship, equipment utilized, and prior condition of the substrate – and these are all beyond our control. We, the manufacturer, warrant only that we will replace, at no charge, any product proved to have a material defect in original manufacturing within 12 months of purchase, provided the product has been applied in accordance with our written directions for uses we recommend as suitable for this product. Proof of purchase must be provided. **DISCLAIMER OF CONDITIONS/WARRANTIES AND LIMITATION OF LIABILITY:** THIS LIMITED WARRANTY IS IN LIEU OF ANY OTHER CONDITIONS OR WARRANTIES, EXPRESS OR IMPLIED, INCLUDING BUT NOT LIMITED TO ANY IMPLIED CONDITION OR WARRANTY OF MERCHANTABILITY OR FITNESS FOR A PARTICULAR PURPOSE. NO ONE, INCLUDING THE MANUFACTURER, SHALL HAVE ANY LIABILITY OF ANY KIND, INCLUDING FOR NEGLIGENCE OR FOR DIRECT, CONSEQUENTIAL, OR INCIDENTAL DAMAGES, RESULTING FROM ANY MISUSE, DEFECTS, ANY DELAYS CAUSED BY REPLACEMENT, OR OTHERWISE BEYOND PRODUCT REPLACEMENT. IF PURCHASER DOES NOT ACCEPT THESE TERMS, PURCHASER MAY RETURN ALL CONTAINERS OR PACKAGES OF PRODUCT PURCHASED FOR A FULL REFUND WITHIN 30-DAYS OF PURCHASE. RETENTION OF PRODUCT BEYOND 30-DAYS, OR USE OF PRODUCT SHALL CONSTITUTE ACCEPTANCE OF THESE TERMS, CONDITIONS, AND DISCLAIMERS. THIS LIMITED WARRANTY AND LIABILITY DISCLAIMER PROVIDES THE PURCHASER'S EXCLUSIVE REMEDY, FROM ANYONE, FOR ANYTHING RELATING TO THE PRODUCT. To the extent that any part of this LIMITED PRODUCT WARRANTY AND LIABILITY DISCLAIMER is determined unenforceable under the law of the place of purchase of the product, that part is severed and the remainder of these terms remain in full force and effect. To the extent permitted by law, the duration of any implied conditions or warranties is limited to the duration of Henry's express warranty.



Physical Property	Typical Value	Test Method
Color	Blue	-
Thickness, nominal	40 mils (1.0 mm)	-
Application Temperature, minimum	41°F (5°C)	-
Service Temperature	-40°F to 158°F (-40°C to 70°C)	-
Water Vapor Permeance	0.03 Perms	ASTM E96, Method A
Water Vapor Permeance	0.08 Perms	ASTM E96, Method B
Elongation, minimum	200%	ASTM D412, modified
Tensile Strength, minimum	500 psi	ASTM D412, modified
Puncture Resistance, minimum	40 lbf (178 N)	ASTM E154
Watertightness	Pass	CAN/CGSB-37.58-M86
Nail Sealability	Pass	ASTM D1970
Low Temperature Flexibility @ -22°F (-30°C)	Pass	CGSB 37-GP-56M
Lap Peel Strength @ 39°F (4°C)	25.0 lbf/in (> 4378.4 N/m)	ASTM D903, 180° bend
Water Absorption	0.1%	ASTM D570
Air Leakage @ 75 Pa	0.0002 cfm/ft <sup>2</sup> (0.0011 L/s.m. <sup>2</sup> )	ASTM E2178
Air Leakage After 3000 Pa Test	No Change	ASTM E330-90
Assembly Air Leakage @ 75 Pa	0.0039 cfm/ft <sup>2</sup> (0.0195 L/s.m. <sup>2</sup> ) - Pass	ASTM E2357, CAN/ULC-S741-08
Air Leakage Rate	Classification A1	CAN/ULC-S742-11
Crack Bridging	Pass	ASTM C1305
Fire Testing	Complies in various wall assemblies	NFPA 285

## Description

**Blueskin<sup>®</sup> SA** is a self-adhered water resistive air barrier consisting of an SBS rubberized asphalt compound, which is integrally laminated to a blue engineered thermoplastic film surface. It is specifically designed to be self-adhered to a prepared substrate providing an air, vapor and water resistive barrier in full wall applications or as penetration/flashing membrane with other air barrier systems.

## Features

- Flexible at low temperatures
- Impermeable to air, moisture vapor and water
- Compatible with Henry<sup>®</sup> **Air-Bloc<sup>®</sup>** fluid applied air barriers
- Self-gasketing when penetrated and under compression with self-tapping screws

## Usage

**Blueskin<sup>®</sup> SA** is designed for use as a self-adhered air, vapor and water resistive barrier. It can also be used as a transition sheet in conjunction with Henry<sup>®</sup> **Air-Bloc<sup>®</sup>** fluid applied air barriers where greater movement is anticipated due to its high strength. **Blueskin<sup>®</sup> SA** is also used for tying into metal on curtain walls, windows and doorframes.

## Application

**Surface Prep:** All surfaces to receive **Blueskin<sup>®</sup> SA** must be clean of oil, dust and excess mortar. Acceptable substrates are exterior-grade gypsum sheathing, plywood, OSB, precast or cast-in-place concrete, concrete block, primed steel, aluminum mill finish, anodized aluminum and galvanized metal. Strike masonry joints flush. Concrete surfaces must be smooth and without large voids, spalled areas or sharp protrusions. Concrete must be cured a minimum of 14 days and must be dry before **Blueskin<sup>®</sup> SA** is applied. Where curing compounds are used, they must be clear resin based, without oil, wax or pigments.

## Blueskin® SA Self-Adhered Water Resistive Air Barrier

---

All surfaces to receive **Blueskin® SA** require an application of **Blueskin® Adhesive**, **Blueskin® LVC Adhesive** or **Aquatac™ Primer** allowed to dry to a tacky film before **Blueskin® SA** is applied. Coated surfaces not covered by membrane during the working day must be recoated. Availability may vary by region.

**Apply:** Position **Blueskin® SA** for alignment and remove release film and press firmly in place. Roll membrane, including seams, with a countertop roller to ensure full contact once in place. Membrane must be rolled after application to ensure adhesion to substrate and laps. **Blueskin® SA** must be lapped a minimum of 2" (50 mm) on both sides and end laps. When using with brick ties, position, press in place and cut for ties or projections. Seal around any openings and at leading edge at the end of the workday with **925 BES Sealant**, **Air-Bloc® 21** or **Air-Bloc® 21FR**. Detail work must be carefully carried out to ensure continuous air tightness of the membrane. It is recommended that mechanical attachment be made to all window and doorframes, or a properly designed sealant joint be provided.

Membrane applied to the underside of the substrate (i.e. ceilings) and extending more than 6 inches (152 mm) onto inverted surfaces requires mechanical fastening through treated wood or galvanized metal strapping, or have insulation mechanically fastened. Fastening must take place immediately after installation of the membrane. Space strapping on 18" (457 mm) centers, running perpendicular to the side laps.

**Insulation Application:** The use of mechanical fasteners through **Blueskin® SA** along changes in plane, such as inside corners, may be required by some insulation manufacturers. Consult insulation manufacturer prior to installation of insulation.

- **Insulation Clips:** Insulation clips should be mechanically fastened through the membrane into the substrate with a self-tapping screw. Apply number of insulation clips as recommended by the insulation manufacturer.
- **Insulation Adhesive: Air-Bloc® 21** or **Air-Bloc® 21FR** should be applied to insulation boards in a serpentine pattern to restrict movement of air behind the insulation. Alternatively, a full coat notched trowel application may be applied to the back of the board. Press insulation firmly in place.

**Limitations: Blueskin® SA** is designed for exposure up to 90 days if necessary to accommodate construction scheduling, but is not designed for permanent exposure to ultraviolet light and should be covered as soon as practical after application. It is not to be used in direct contact with flexible PVC/vinyl membranes or gaskets. Consult the PVC/vinyl window manufacturer for compatibility.

### Packaging

---

48" x 75' (1.22m x 22.86m)  
36" x 75' (914mm x 22.86m)  
18" x 75' (457mm x 22.86m)  
12" x 75' (300mm x 22.86m)  
9" x 75' (225mm x 22.86m)  
6" x 75' (150mm x 22.86m)  
4" x 75' (100mm x 22.86m)

### Storage

---

Store rolls on end, on original pallets or elevated platform. Protect from weather or store in an enclosed area not subject to heat over 120°F (49°C). Double stacked pallets are not recommended. If double stacking is necessary, use a plywood sheet to distribute the load.

For more information, visit [www.henry.com](http://www.henry.com) or for technical assistance call us at 800-486-1278. For more information on Henry's® product warranty and liability disclaimer please visit [www.henry.com/warranty](http://www.henry.com/warranty). Refer to the Safety Data Sheet prior to using this product. The Safety Data Sheet is available at [www.henry.com](http://www.henry.com) or by emailing Henry® Product Support at [productsupport@henry.com](mailto:productsupport@henry.com) or by calling 800-486-1278.

© Henry, Blueskin and Air-Bloc are registered trademarks of Henry Company.

The technical and application information herein is based on the present state of our best scientific and practical knowledge. As the information herein is of a general nature, no assumption can be made as to a product's suitability for a particular use or application and no warranty as to its accuracy, reliability or completeness either expressed or implied is given other than those required by law. The user is responsible for checking the suitability of products for their intended use. Henry® Company data sheets are updated on a regular basis; it is the user's responsibility to obtain and to confirm the most recent version. Information contained in this data sheet may change without notice.

Physical Property	Typical Value	Test Method
Color	Blue	-
Application Temperature	20°F to +110°F (-7°C to +43°C)	-
Service Temperature	-40°F to +200°F (-40°C to +93°C)	-
Drying Time @ 50% R.H. 68°F (20°C)	Skin Time @ 25 mils (0.6 mm): 1-2 hours Cure Time @ 25 mils(0.6 mm): 24 hours	-
Elongation, min	264%	ASTM D412, modified
Tensile Strength, min	132 psi (910 kPa)	ASTM D412, modified
Crack Bridging	Pass	ASTM C1305
VOC Content, max	<25 g/L	-
Hardness, Shore A	30-35	ASTM C661
Corrosive Properties	Non-corrosive	-
Nail Sealability	Pass	AAMA 711
Asphalt Compatibility	Pass	AAMA 713
Low Temperature Flexibility @ -22°F (-30°C)	Pass	CGSB 37-GP-56M, ASTM D552
Water Vapor Permeance	12 mils: 22.9 perms 25 mils: 21.8 perms 40 mils: 10.6 perms	ASTM E96, Method B
Moisture Absorption	0.1%	ASTM D570-81
Water Resistance	Pass	AC212, ASTM D2247
Air Leakage @75 Pa	≤ 0.004 CFM/ft <sup>2</sup> (≤ 0.02 L/[sm <sup>2</sup> ])	ASTM E2178
Adhesion	Peel after UV: >5 lbs/in (875 N/m) Peel after High Temp : >5 lbs/in (875 N/m) Peel after Water Immersion: >5 lbs/in (875 N/m) Peel after Thermal Cycling: >5 lbs/in (875 N/m)	AAMA 711
Flame Spread	20, Class A	ASTM E84
Smoke Developed	5, Class A	ASTM E84
Solids by Volume	95%	-

### Description

**Air-Bloc<sup>®</sup> LF** is a moisture cure single-component elastomeric liquid-applied flashing using a highly advanced Silyl-Terminated Polyether (STPE) polymer. It is designed to cure through reaction with airborne moisture to provide a heavy-duty seamless rubber-like impervious membrane with excellent weathering and water resistance.

### Features

- Fast curing, high solids and single component
- Low VOC, low odor
- Excellent compatibility with all Henry<sup>®</sup> air barriers and components, including rubberized asphalt
- Easy to install, no special equipment required

### Usage

**Air-Bloc<sup>®</sup> LF** is designed for use as a concealed air barrier flashing to protect against air, water and moisture penetration around windows and doors for commercial and residential construction.

### Application

**Surface Prep:** Substrates should be dry and clean of oil, dust, excess mortar and sharp protrusions, standing water and frost. Concrete surfaces must be cured a minimum of 14 days. Damp concrete is acceptable but must not be wet. Acceptable substrates are precast concrete, cast-in-place concrete, concrete block, primed steel, aluminum mill finish, anodized aluminum, galvanized metal, exterior-grade gypsum board, OSB and plywood. Strike masonry joints flush. Concrete surfaces must be smooth and without large voids, spalled areas or sharp protrusions. Where curing compounds are used, they must be clear resin based, without oil, wax

## Air-Bloc® LF Liquid-Applied Flashing

or pigments.

Fill open joints, seams and cracks wider than 1/8" (3 mm) up to 1/2" (13 mm) with **925 BES Sealant** or **Air-Bloc® LF** prior to final application of **Air-Bloc® LF**.

**Apply:** Apply **Air-Bloc® LF** to substrate in a serpentine fashion using appropriate caulking gun and then spread using a trowel, joint knife or roller to achieve a monolithic membrane over the rough opening surfaces. Regularly monitor wet mil thickness during application to assure adequate coverage. **Air-Bloc® LF** can be applied in a single coat.

Spread uncured **Air-Bloc® LF** to cover the inside of the rough opening and extend a minimum of 4" (100 mm) over the surface of the exterior wall. If a continuous air barrier such as **Air-Bloc®** or **Blueskin®** air barriers are used over the exterior wall, overlap **Air-Bloc® LF** a minimum of 2" (50 mm) over adjacent membranes.

**Coverage Rates:** Apply per published architectural specifications. Typical application rates include:

- **Smooth Surfaces** such as exterior gypsum sheathing or formed concrete: 10 ft<sup>2</sup> (0.9 m<sup>2</sup>) per 20 oz (0.6 L) sausage to give a wet film thickness of 25 mils (0.6 mm)
- **Rough Surfaces** such as CMU: 6 ft<sup>2</sup> (0.6 m<sup>2</sup>) per 20 oz (0.6 L) sausage to give a wet film thickness of 40 mils (1 mm)

		Coverage (Linear Feet)					
		Wet Film Thickness (mils)					
		15	20	25	30	35	40
Width (inches)	1	201	150	120	100	86	75
	2	100	75	60	50	43	38
	3	67	50	40	33	29	25
	4	50	38	30	25	21	19
	5	40	30	24	20	17	15
	6	33	25	20	17	14	13
	12	17	13	10	8	7	6

Per 20 oz. (0.6L) sausages

		Coverage (Linear Meters)					
		Wet Film Thickness (mils)					
		15	20	25	30	35	40
Width (cm)	2.5	61.1	45.8	36.7	30.6	26.2	22.9
	5	30.6	22.9	18.3	15.3	13.1	11.5
	7.5	20.4	15.3	12.2	10.2	8.7	7.6
	10	15.3	11.5	9.2	7.6	6.5	5.7
	12.7	12.2	9.2	7.3	6.1	5.2	4.6
	15	10.2	7.6	6.1	5.1	4.4	3.8
	100	1.6	1.2	0.9	0.8	0.7	0.6

Per 20 oz. (0.6L) sausages

The above reference chart is based on theoretical coverage calculations for a smooth surface. Rough surfaces can reduce coverage rates significantly depending on texture and porosity of surface.

**Limitations:** **Air-Bloc® LF** can be exposed for up to 6 months but is not designed for permanent exposure to ultra-violet light and should be covered as soon as practical after application. Application at temperatures below 40°F (4°C) will slow curing. In low humidity conditions, curing may be aided by lightly misting **Air-Bloc® LF** with water.

Many silicone sealants show excellent adhesion to **Air-Bloc® LF**. Contact the sealant manufacturer for more information.

### Packaging

20 oz (0.6 L) sausages



**Storage**

---

Shelf life of **Air-Bloc<sup>®</sup> LF** is 12 months in unopened containers when stored in dry conditions. Protect from weather or store in an enclosed area not subject to heat over 80°F (27°C). Packaging should always be kept sealed when not in use.

For more information, visit [www.henry.com](http://www.henry.com) or for technical assistance call us at 800-486-1278. For more information on Henry's<sup>®</sup> product warranty and liability disclaimer please visit [www.henry.com/warranty](http://www.henry.com/warranty). Refer to the Safety Data Sheet prior to using this product. The Safety Data Sheet is available at [www.henry.com](http://www.henry.com) or by emailing Henry<sup>®</sup> Product Support at [productsupport@henry.com](mailto:productsupport@henry.com) or by calling 800-486-1278.

® Henry and Air-Bloc are registered trademarks of Henry Company

The technical and application information herein is based on the present state of our best scientific and practical knowledge. As the information herein is of a general nature, no assumption can be made as to a product's suitability for a particular use or application and no warranty as to its accuracy, reliability or completeness either expressed or implied is given other than those required by law. The user is responsible for checking the suitability of products for their intended use. Henry<sup>®</sup> Company data sheets are updated on a regular basis; it is the user's responsibility to obtain and to confirm the most recent version. Information contained in this data sheet may change without notice.



Physical property	Typical value	Test method
Color	Yellow	-
Thickness, nominal	40 mils (1.0 mm)	-
Application temperature, min	Min. 20 °F (-7 °C)	-
Service temperature	-40 °F to +212 °F (-40 °C to +82 °C)	-
Elongation	200% Minimum	ASTM D412 Die C
Tensile strength (membrane)	800psi (55 bar) Minimum	ASTM D412 Die C
Tensile strength (film)	5000psi (344.7 bar) Minimum	ASTM D882
Puncture resistance (membrane)	134lbf (61 kgf)	ASTM E154
Watertightness	Pass	CAN/CGSB-37.58-M86
Low temperature flex at -22°F	Pass	CGSB37-GP-56M
Water vapor permeance	0.03 perms (1.6 ng/Pa.s.m <sup>2</sup> )	ASTM E96 Method B
Tear resistance initiation	45 lbf (20 kgf) MD	ASTM D1004
Propagation	17 lbf (7.7 kgf) MD	ASTM D1938
Lap peel strength at 25°F	5.0 lbf/in. (0.56 Nm) width	ASTM D1876
Adhesion to concrete	5.0 lb/in (8.75N/cm) width	ASTM D903
Moisture absorption	0.1% max	ASTM D570-81

### Description

**Blueskin® TWF** is a self-adhered membrane consisting of an SBS rubberized asphalt compound which is integrally laminated to a tough, yellow cross-laminated polyethylene film. The membrane is specifically designed for use as a thru-wall flashing. Available in standard: 12", 18", 24" and 36" widths. Custom widths also available.

### Features and benefits

- Impermeable to air, moisture, vapor, and water
- Flexible at low temperatures
- Excellent adhesion to prepared substrates
- Excellent compatibility with **Henry** adhesives, waterproofing, and liquid air barrier membranes
- Exceptional puncture and abrasion resistance
- Membrane is self-gasketing when penetrated with self-tapping screw

### Usage

Used as a thru-wall flashing membrane in conjunction with **Henry** Air Barrier and Waterproofing Systems.

### Application

**Surface Prep:** Acceptable substrates are precast concrete, cast-in place concrete, concrete block, primed steel, aluminum mill finish, anodized aluminum, galvanized metal, gypsum board and wood. All surfaces to receive **Blueskin® TWF** must be clean of oil, dust and excess mortar. Strike masonry joints flush. Concrete surfaces must be smooth and without large voids, spalled areas or sharp protrusions. Concrete must be cured a minimum of 14 days and must be dry before **Blueskin® TWF** is applied.

Apply **Blueskin® Primer**, **Spray Prep** or **Aquatac™ Primer** by brush or roller at the rate of approximately 300 ft<sup>2</sup>/gal, depending on porosity and texture of surface and allow to dry for a minimum of 30 minutes before **Blueskin® TWF** is applied. Allow additional time for primer to set if wet to the touch or can be easily rubbed off. Ensure that all primed surfaces receive **Blueskin® TWF** in the same day or re-priming may be required.

**Apply:** Material should be conditioned at room temperature for ease of application.

## Blueskin® VP160 Self-Adhered Water Resistive Air Barrier

---

Cut the desired length of **Blueskin® TWF** and remove siliconized release paper. Position into place and apply positive pressure using a roller. Use care to avoid blisters or wrinkles. Overlap all joints by 2". Keep **Blueskin® TWF** back ½" to 1" from outside face of wall or veneer. At all laps, seams, penetrations, and along top edges of membrane apply a continuous bead of **HE925 BES Sealant** or **Polybitume** as termination seal. Form end dams as required with same sealant.

**Limitations:** Non-resistant to oils and solvents not designed for permanent exposure. Yellow surface film may release on extended exposure to U.V. Good practice calls for covering as soon as possible. Do not extend **Blueskin® TWF** beyond face of exterior wall or veneer. With exception of Henry HE925 BES Sealant: avoid sealant contact with the underside (compound side) of Blueskin TWF. Some sealants other than HE925 BES Sealant may discolor if in contact with asphalt compound or may soften the asphalt compound. Contact sealant manufacturer other than Henry for more information on compatibility with TWF.

Top or leading edge of **Blueskin® TWF** should be sealed with a **HE925 BES Sealant** or **Polybitume® 570-05** to help avoid rainwater from migrating behind the membrane.

Not to be used in direct contact with flexible PVC/vinyl membranes or gaskets.

Some sealants other than **HE925 BES Sealant** may discolor if in contact with the asphalt compound or may soften the asphalt compound. Contact sealant manufacturer other than Henry for more information on compatibility with TWF.

### Product size/packaging

---

12" x 75' (30.5 cm x 22.9 m)  
18" x 75' (45.7 cm x 22.9 m)  
24" x 75' (61.0 cm x 22.9 m)  
36" x 75' (91.4 cm x 22.9 m)

### Storage

---

Store rolls on end, in original cartons on pallets or elevated platform. Protect from weather or store in an enclosed area not subject to heat over 120° F.

For more information, visit [www.henry.com](http://www.henry.com) or for technical assistance call us at 800-486-1278. For more information on the Henry® product warranty and liability disclaimer please visit [www.henry.com/warranty](http://www.henry.com/warranty). Refer to the Safety Data Sheet prior to using this product. The Safety Data Sheet is available at [www.henry.com](http://www.henry.com) or by emailing Henry® Product Support at [productsupport@henry.com](mailto:productsupport@henry.com) or by calling 800-486-1278.

Henry, Blueskin, and Air-Bloc are registered trademarks of Henry Company.  
Covered by US patent 6,901,712; Canadian patent 2,413,550.

The technical and application information herein is based on the present state of our best scientific and practical knowledge. As the information herein is of a general nature, no assumption can be made as to a product's suitability for a particular use or application and no warranty as to its accuracy, reliability or completeness either expressed or implied is given other than those required by law. The user is responsible for checking the suitability of products for their intended use. Henry® Company data sheets are updated on a regular basis; it is the user's responsibility to obtain and to confirm the most recent version. Information contained in this data sheet may change without notice.



TECHNICAL DATA SHEET  
**Blueskin® Butyl Flash**  
Self-Adhered Flashing

Physical Property	Typical Value	Test Method
Color	White	-
Thickness, nominal	19 mils (0.48 mm)	-
Application Temperature, min	+25° F (-4° C)	-
Service Temperature	-40° F to +180° F (-40° C to +82° C)	-
Elongation, min	825%	ASTM D882
Tensile Strength, min	2500 psi (17237 kPa)	ASTM D882
Low Temperature Flexibility @ -7° C (20° F)	Pass	ASTM D1970
Nail Sealability	Pass	ASTM D1970

### Description

**Blueskin® Butyl Flash** is a self-adhered flashing consisting of a synthetic butyl compound which is integrally laminated to a white engineered polypropylene film surface. It is specifically designed to be self-adhered to a prepared substrate.

### Features

- Impermeable to air, moisture vapor and water
- Easy self-adhered application
- Self-sealing when punctured
- Excellent cold weather adhesion
- Highly flexible making installation easy

### Usage

**Blueskin® Butyl Flash** is designed for use as a concealed self-adhered flashing against water, air and moisture infiltration. **Blueskin® Butyl Flash** is commonly used to provide a weather tight seal around fenestrations, joints in sheathing, and as a general flashing in residential and commercial construction.

### Application

**Surface Prep:** Substrates should be dry and clean of oil, dust, excess mortar and sharp protrusions. Concrete surfaces must be cured a minimum of 14 days. Acceptable substrates are precast concrete, cast-in-place concrete, concrete block, primed steel, aluminum mill finish, anodized aluminum, galvanized metal, gypsum board and wood. For best adhesion onto Oriented Strand Board (OSB), install the panel with the smooth side out. Strike masonry joints flush. Concrete surfaces must be smooth and without large voids, spalled areas or sharp protrusions. Where curing compounds are used, they must be clear resin-based without oil, wax or pigments.

For best possible adhesion results or when applying to concrete or masonry, apply **Blueskin® Spray Prep** or **Aquatac™** primer and allow to thoroughly dry before **Blueskin® Butyl Flash** is applied. Coated surfaces not covered by flashing during the working day must be recoated.

**Apply:** Position **Blueskin® Butyl Flash** for alignment with release paper in place; roll back, peel away release paper and press firmly over substrate. Apply pressure along entire surface once in place to ensure a strong bond. The best method to ensure full contact is to roll entire surface with a countertop roller. Orient laps in shingle fashion to shed water with a minimum of 50 mm (2") on both side and end laps. When using membrane with brick ties, position flashing, press in place and cut for ties or projections.

**Limitations:** **Blueskin® Butyl Flash** is designed for exposure of up to 150 days, but is not designed for permanent exposure to ultra-violet light and should be covered as soon as practical after application. It is compatible with rigid PVC/vinyl membranes as well as many sealants. For best results, use **Henry® 925 BES Sealant** for general use or **Henry® 212 Crystal Clear Sealant** as a termination sealant. Solvent based sealants should never be covered until fully cured.

Blueskin® Butyl Flash is not compatible with EPDM, flexible PVC, or similarly plasticized vinyl membranes.

## Blueskin® Butyl Flash Self-Adhered Flashing

---

### Packaging

---

4" x 75' (10 cm x 23 m)  
6" x 75' (15.2 cm x 23 m)  
9" x 75' (22.8 cm x 23 m)  
12" x 75' (30.5 cm x 23 m)

### Storage

---

Store rolls on end, in original packaging. Protect from weather or store in an enclosed area not subject to heat over 120° F (49° C).

For more information, visit [www.henry.com](http://www.henry.com) or for technical assistance call us at 800-486-1278. For more information on Henry's® product warranty and liability disclaimer please visit [www.henry.com/warranty](http://www.henry.com/warranty). Refer to the Safety Data Sheet prior to using this product. The Safety Data Sheet is available at [www.henry.com](http://www.henry.com) or by emailing Henry® Product Support at [productsupport@henry.com](mailto:productsupport@henry.com) or by calling 800-486-1278.

Henry and Blueskin are registered trademarks of Henry Company

The technical and application information herein is based on the present state of our best scientific and practical knowledge. As the information herein is of a general nature, no assumption can be made as to a product's suitability for a particular use or application and no warranty as to its accuracy, reliability or completeness either expressed or implied is given other than those required by law. The user is responsible for checking the suitability of products for their intended use. Henry® Company data sheets are updated on a regular basis; it is the user's responsibility to obtain and to confirm the most recent version. Information contained in this data sheet may change without notice.



# Henry® 925 BES Sealant

Building Envelope Systems® Sealant

Physical Property	Typical Value	Test Method
Color	Black, Gray, White	-
Application Temperature (see Limitations)	10 °F to 110 °F (0 °C to 43 °C)	-
Service Temperature, cured	-40 °F to 180 °F (-40 °C to 82 °C)	-
Durometer Hardness	25 ±5 Shore A	ASTM D2240
Density	13 lbs/gal	-
Elongation, max	450-550%	ASTM D412
Dry Time	Initial Set: 60-90 min at 77 °F (25 °C) Set Through: 24 hours	-
Tensile Strength	150-200 psi	ASTM D412
Modulus	40-50% psi	-
VOC Content, max	5 g/L	EPA Method 24

## Approvals and Certifications

- Meets ASTM C719 ± 35%
- Meets Fed Spec TT-S-00230C, Type II, Class A
- Meets ASTM C920 Type S, Grade NS, Class 35
- Granted SWR Institute Certificate of Validation

## Description

**Henry® 925 BES Sealant** is a premium, moisture cure sealant for construction joints subject to dynamic joint movement. This one-part, low odor, moisture cure product provides excellent weathering resistance, flexibility, very low VOC, through use of a silyl-terminated polyether (STPE) polymer. Upon curing, it is paintable with latex based paints. This product is fully compatible with Henry® air barrier, flashing, roofing and waterproofing systems.

## Usage

- Building envelope sealant for self-adhered air barriers
- External joint sealant for Henry® air barrier, waterproofing and roofing systems
- Alternative to silicone and moisture cure urethanes in above-grade construction applications
- Construction joints up to 1" (25 mm) width, subject to dynamic joint movement of ± 35%

## Application

**Surface Prep:** Joints must be sound, smooth, uniform and free from defects and foreign materials. Joints must also be clean, dry, free of frost and all contaminants, such as curing compounds, sealers, or coatings. Sealant adhesion should be tested on each different substrate prior to use by applying a bead allowing to cure thoroughly. To test adhesive strength, pull one end of the bead.

**Apply:** Cut nozzle to desired bead size; puncture inner seal. Apply at a 45° angle while pushing sealant ahead of nozzle. The width of the joint should be a minimum of 4 times the anticipated movement. In joints up to ½" (13 mm) wide, the depth of the sealant should be equal to the width, but not less than ¼" (6 mm). In joints wider than ½" (13 mm), the depth should be maintained at ½" (13 mm). Maximum joint width for installation is 1" (25 mm). In vertical and horizontal joints, tooling is necessary to aid contact with the substrate and eliminate air bubbles.

**Limitations:** **Henry 925 BES Sealant** may be installed when substrate and air temperatures are as low as 10 °F. Application in temperatures between 10°F and 32°F may proceed only if the substrate is free of frost or ice. The product should not be applied in the rain or on wet surfaces; damp surfaces are acceptable.

If frost or ice is present on the substrate, it must be warmed to a temperature above 32 °F using hot air gun, heater, etc. to melt the frozen moisture. When installed in temperatures below 32 °F, an extended curing time is expected.

Prior to cold weather installation, **Henry 925 BES Sealant** should be stored at room temperatures above 35 °F for a minimum of 24 hours, to improve application and tooling.

## 925 BES Sealant Building Envelope System Sealant

---

### Clean-up

---

Clean hands and equipment with biodegradable terpene solvent such as citrus-based hand cleaner.

### Packaging

---

10.3 oz cartridge  
20 oz sausage  
2 gallon bucket

### Storage

---

**Henry 925 BES Sealant** has a shelf life of 12 months from date of manufacture when stored in original unopened container at or below 80 °F (27 °C). Containers should always be kept sealed when not in use.

For more information, visit [www.henry.com](http://www.henry.com) or for technical assistance call us at 800-486-1278. For more information on Henry's® product warranty and liability disclaimer please visit [www.henry.com/warranty](http://www.henry.com/warranty). Refer to the Safety Data Sheet prior to using this product. The Safety Data Sheet is available at [www.henry.com](http://www.henry.com) or by emailing Henry® Product Support at [productsupport@henry.com](mailto:productsupport@henry.com) or by calling 800-486-1278.

® Henry and Building Envelope Systems are registered trademarks of Henry Company

The technical and application information herein is based on the present state of our best scientific and practical knowledge. As the information herein is of a general nature, no assumption can be made as to a product's suitability for a particular use or application and no warranty as to its accuracy, reliability or completeness either expressed or implied is given other than those required by law. The user is responsible for checking the suitability of products for their intended use. Henry® Company data sheets are updated on a regular basis; it is the user's responsibility to obtain and to confirm the most recent version. Information contained in this data sheet may change without notice.





# SAFETY DATA SHEET

Issue Date 26-Jan-2016

Revision Date 26-Jan-2016

Version 1

## 1. IDENTIFICATION

### Product identifier

**Product Name** BLUESKIN SA

### Other means of identification

**Product Code** BH200SA

**Synonyms** None

### Recommended use of the chemical and restrictions on use

**Recommended Use** Waterproofing Sealers

**Uses advised against** No information available

### Details of the supplier of the safety data sheet

#### **Manufacturer Address**

HENRY COMPANY

999 N. Sepulveda Blvd., Suite 800

El Segundo, CA 90245-2716

Web Site: [www.henry.com](http://www.henry.com) [www.ca.henry.com](http://www.ca.henry.com)

### Emergency telephone number

**Company Phone Number** 800-486-1278

**Emergency Telephone** CHEMTREC: 800-424-9300

CHEMTREC: 703-527-3887

CANUTEC: 613-966-6666

## 2. HAZARDS IDENTIFICATION

### Classification

#### **OSHA Regulatory Status**

This article doesn't contain hazardous substances or mixtures intended to be released under normal or reasonably foreseeable conditions of use This chemical is not considered hazardous by the 2012 OSHA Hazard Communication Standard (29 CFR 1910.1200)

### Label elements

**Not classified**

#### **Emergency Overview**

#### **Hazard statements**

None

**Appearance** Solid sheet

**Physical state** Solid

**Odor** Slight

#### **Precautionary Statements - Prevention**

Not applicable

#### **Precautionary Statements - Response**

Not applicable

### Hazards not otherwise classified (HNOC)

Not applicable

**Other Information**

Not applicable.

**Unknown acute toxicity**

35.64268897% of the mixture consists of ingredient(s) of unknown toxicity

### 3. COMPOSITION/INFORMATION ON INGREDIENTS

**Substance**

Not applicable

**Mixture**

This article doesn't contain hazardous substances or mixtures intended to be released under normal or reasonably foreseeable conditions of use.

Chemical Name	CAS No	Weight-%
Asphalt *	8052-42-4	60 - 100
Polymer Blend *	Proprietary	3 - 7
Distillates, petroleum, hydrotreated heavy naphthenic *	64742-52-5	1 - 5
Rubber Compounds *	Proprietary	1 - 5

\*The exact percentage (concentration) of composition has been withheld as a trade secret.

Product containing mineral oil with less than 3% DMSO extract as measured by IP 346

### 4. FIRST AID MEASURES

**Description of first aid measures**

**General advice**

In case of accident or unwellness, seek medical advice immediately (show directions for use or safety data sheet if possible). If symptoms persist, call a physician.

**Eye contact**

Keep eye wide open while rinsing. Immediately flush with plenty of water. After initial flushing, remove any contact lenses and continue flushing for at least 15 minutes. If symptoms persist, call a physician.

**Skin contact**

Wash off immediately with soap and plenty of water while removing all contaminated clothes and shoes. If symptoms persist, call a physician. Wash contaminated clothing before reuse.

**Inhalation**

Remove to fresh air. If breathing is irregular or stopped, administer artificial respiration. Avoid direct contact with skin. Use barrier to give mouth-to-mouth resuscitation. If symptoms persist, call a physician.

**Ingestion**

Call a physician or poison control center immediately. Do not induce vomiting without medical advice. Rinse mouth. Never give anything by mouth to an unconscious person.

**Self-protection of the first aider**

Use personal protective equipment as required.

**Most important symptoms and effects, both acute and delayed**

**Symptoms**

None known.

**Indication of any immediate medical attention and special treatment needed**

**Note to physicians**

Treat symptomatically.

### 5. FIRE-FIGHTING MEASURES

**Suitable extinguishing media**

Use extinguishing measures that are appropriate to local circumstances and the surrounding environment. Dry chemical, CO2, sand, earth, water spray or regular foam.

**Unsuitable extinguishing media** Do not use a solid water stream as it may scatter and spread fire.

**Specific hazards arising from the chemical**

Thermal decomposition can lead to release of irritating and toxic gases and vapors.

**Explosion data**

**Sensitivity to Mechanical Impact** None.

**Sensitivity to Static Discharge** None.

**Protective equipment and precautions for firefighters**

As in any fire, wear self-contained breathing apparatus pressure-demand, MSHA/NIOSH (approved or equivalent) and full protective gear.

**6. ACCIDENTAL RELEASE MEASURES**

**Personal precautions, protective equipment and emergency procedures**

**Personal precautions** Use personal protective equipment as required.

**Environmental precautions**

**Environmental precautions** Collect spillage. Dispose of contents/container to an approved waste disposal plant.

**Methods and material for containment and cleaning up**

**Methods for containment** No information available.

**Methods for cleaning up** Pick up and transfer to properly labeled containers.

**7. HANDLING AND STORAGE**

**Precautions for safe handling**

**Advice on safe handling** Handle in accordance with good industrial hygiene and safety practice. Use personal protective equipment as required.

**Conditions for safe storage, including any incompatibilities**

**Storage Conditions** Keep container tightly closed in a dry and well-ventilated place.

**Incompatible materials** Strong oxidizing agents. Strong acids. Strong bases.

**8. EXPOSURE CONTROLS/PERSONAL PROTECTION**

**Control parameters**

**Exposure Guidelines** This article doesn't contain hazardous substances or mixtures intended to be released under normal or reasonably foreseeable conditions of use.

Chemical Name	ACGIH TLV	OSHA PEL	NIOSH IDLH
Asphalt 8052-42-4	TWA: 0.5 mg/m <sup>3</sup> benzene soluble aerosol fume, inhalable fraction	-	Ceiling: 5 mg/m <sup>3</sup> fume 15 min

*NIOSH IDLH Immediately Dangerous to Life or Health*

**Appropriate engineering controls**

**Engineering Controls** Showers  
Eyewash stations

Ventilation systems.

#### **Individual protection measures, such as personal protective equipment**

<b>Eye/face protection</b>	Wear safety glasses with side shields (or goggles).
<b>Skin and body protection</b>	Wear protective gloves and protective clothing.
<b>Respiratory protection</b>	If exposure limits are exceeded or irritation is experienced, NIOSH/MSHA approved respiratory protection should be worn. Positive-pressure supplied air respirators may be required for high airborne contaminant concentrations. Respiratory protection must be provided in accordance with current local regulations.

**General Hygiene Considerations** Handle in accordance with good industrial hygiene and safety practice.

### **9. PHYSICAL AND CHEMICAL PROPERTIES**

#### **Information on basic physical and chemical properties**

<b>Physical state</b>	Solid	<b>Odor</b>	Slight
<b>Appearance</b>	Solid sheet	<b>Odor threshold</b>	No information available
<b>Color</b>	Multiple Colors		

<b><u>Property</u></b>	<b><u>Values</u></b>	<b><u>Remarks • Method</u></b>
<b>pH</b>	Not applicable	
<b>Melting point / freezing point</b>	No information available	
<b>Boiling point / boiling range</b>	No information available	
<b>Flash point</b>	No information available	
<b>Evaporation rate</b>	No information available	Not applicable
<b>Flammability (solid, gas)</b>	No information available	
<b>Flammability Limit in Air</b>		
<b>Upper flammability limit:</b>	No information available	
<b>Lower flammability limit:</b>	No information available	
<b>Vapor pressure</b>	0	
<b>Vapor density</b>	No information available	
<b>Relative density</b>	>1	
<b>Water solubility</b>	Insoluble in water	
<b>Solubility in other solvents</b>	No information available	
<b>Partition coefficient</b>	No information available	
<b>Autoignition temperature</b>	>260 °C / >500 °F	
<b>Decomposition temperature</b>	No information available	
<b>Kinematic viscosity</b>	No information available	Not applicable
<b>Dynamic viscosity</b>	No information available	Not applicable
<b>Explosive properties</b>	Not an explosive	
<b>Oxidizing properties</b>	Not applicable	

#### **Other Information**

<b>Softening point</b>	No information available
<b>Molecular weight</b>	No information available
<b>VOC Content (%)</b>	No information available
<b>Density</b>	No information available
<b>Bulk density</b>	No information available

### **10. STABILITY AND REACTIVITY**

#### **Reactivity**

No data available

#### **Chemical stability**

Stable under recommended storage conditions.

#### **Possibility of Hazardous Reactions**

None under normal processing.

**Conditions to avoid**

Storage near to reactive materials. elevated temperature.

**Incompatible materials**

Strong oxidizing agents. Strong acids. Strong bases.

**Hazardous Decomposition Products**

Thermal decomposition can lead to release of irritating and toxic gases and vapors.

## 11. TOXICOLOGICAL INFORMATION

**Information on likely routes of exposure****Product Information**

<b>Inhalation</b>	None known.
<b>Eye contact</b>	None known.
<b>Skin contact</b>	None known.
<b>Ingestion</b>	No data available.

Chemical Name	Oral LD50	Dermal LD50	Inhalation LC50
Asphalt 8052-42-4	> 5000 mg/kg ( Rat )	> 2000 mg/kg ( Rabbit )	-

**Information on toxicological effects**

**Symptoms** No information available.

**Delayed and immediate effects as well as chronic effects from short and long-term exposure**

**Sensitization** No information available.  
**Germ cell mutagenicity** No information available.  
**Carcinogenicity** The classification as a carcinogen need not apply if it can be shown that the substance contains less than 3 % DMSO extract as measured by IP 346. This note applies only to certain complex oil derived substances in Annex I. The table below indicates whether each agency has listed any ingredient as a carcinogen.

Chemical Name	ACGIH	IARC	NTP	OSHA
Asphalt 8052-42-4	-	Group 2B	-	X
Polymer Blend	-	Group 3	-	-
Distillates, petroleum, hydrotreated heavy naphthenic 64742-52-5	A2	Group 1	-	X

*ACGIH (American Conference of Governmental Industrial Hygienists)*

*A2 - Suspected Human Carcinogen*

*IARC (International Agency for Research on Cancer)*

*Group 2B - Possibly Carcinogenic to Humans*

*Not classifiable as a human carcinogen*

*Group 1 - Carcinogenic to Humans*

*OSHA (Occupational Safety and Health Administration of the US Department of Labor)*

*X - Present*

**Reproductive toxicity** No information available.  
**STOT - single exposure** No information available.  
**STOT - repeated exposure** No information available.  
**Target Organ Effects** Eyes, Respiratory system, Skin.  
**Aspiration hazard** No information available.

**Numerical measures of toxicity - Product Information**

The following values are calculated based on chapter 3.1 of the GHS document .

ATEmix (oral)	5,012.00
ATEmix (dermal)	2,005.00
ATEmix (inhalation-dust/mist)	42.18

## 12. ECOLOGICAL INFORMATION

### Ecotoxicity

None known

100 % of the mixture consists of component(s) of unknown hazards to the aquatic environment

### Persistence and degradability

No information available.

### Bioaccumulation

Chemical Name	Partition coefficient
Asphalt 8052-42-4	6

### Other adverse effects

No information available

## 13. DISPOSAL CONSIDERATIONS

### Waste treatment methods

#### Disposal of wastes

Disposal should be in accordance with applicable regional, national and local laws and regulations.

#### Contaminated packaging

Do not reuse container.

## 14. TRANSPORT INFORMATION

DOT Not regulated

TDG Not regulated

IATA Not regulated

IMDG Not regulated

## 15. REGULATORY INFORMATION

### International Inventories

TSCA	Complies
DSL/NDSL	Complies
EINECS/ELINCS	Complies
IECSC	Complies
KECL	Complies
PICCS	Complies
AICS	Complies

### Legend:

TSCA - United States Toxic Substances Control Act Section 8(b) Inventory

DSL/NDSL - Canadian Domestic Substances List/Non-Domestic Substances List

EINECS/ELINCS - European Inventory of Existing Chemical Substances/European List of Notified Chemical Substances

ENCS - Japan Existing and New Chemical Substances

IECSC - China Inventory of Existing Chemical Substances  
 KECL - Korean Existing and Evaluated Chemical Substances  
 PICCS - Philippines Inventory of Chemicals and Chemical Substances  
 AICS - Australian Inventory of Chemical Substances

**US Federal Regulations**

**SARA 313**

Section 313 of Title III of the Superfund Amendments and Reauthorization Act of 1986 (SARA). This product does not contain any chemicals which are subject to the reporting requirements of the Act and Title 40 of the Code of Federal Regulations, Part 372

**SARA 311/312 Hazard Categories**

Acute health hazard	No
Chronic Health Hazard	No
Fire hazard	No
Sudden release of pressure hazard	No
Reactive Hazard	No

**CWA (Clean Water Act)**

This product does not contain any substances regulated as pollutants pursuant to the Clean Water Act (40 CFR 122.21 and 40 CFR 122.42)

**CERCLA**

This material, as supplied, does not contain any substances regulated as hazardous substances under the Comprehensive Environmental Response Compensation and Liability Act (CERCLA) (40 CFR 302) or the Superfund Amendments and Reauthorization Act (SARA) (40 CFR 355). There may be specific reporting requirements at the local, regional, or state level pertaining to releases of this material

**US State Regulations**

**California Proposition 65**

This product does not contain any Proposition 65 chemicals

**U.S. State Right-to-Know Regulations**

Chemical Name	New Jersey	Massachusetts	Pennsylvania
Asphalt 8052-42-4	X	X	X

**U.S. EPA Label Information**

EPA Pesticide Registration Number Not applicable

**16. OTHER INFORMATION, INCLUDING DATE OF PREPARATION OF THE LAST REVISION**

<b><u>NFPA</u></b>	Health hazards 0	Flammability 1	Instability 0	Physical and Chemical Properties -
<b><u>HMIS</u></b>	Health hazards 0	Flammability 1	Physical hazards 0	Personal protection X

Issue Date 26-Jan-2016

Revision Date 26-Jan-2016

**Revision Note**

No information available

**Disclaimer**

The information provided in this Material Safety Data Sheet is correct to the best of our knowledge, information and belief at the date of its publication. The information given is designed only as a guidance for safe handling, use, processing, storage, transportation, disposal and release and is not to be considered a warranty or quality specification. The information relates only to the specific material designated and may not be valid for such material used in combination with any other materials or in any process, unless specified in the text.

**End of Safety Data Sheet**



CLASSIFICATION: 07 27 13.00

created via: HPDC Online Builder

PRODUCT DESCRIPTION: BLUESKIN SA IS A SELF-ADHERING MEMBRANE CONSISTING OF AN SBS RUBBERIZED ASPHALT COMPOUND LAMINATED ON A BLUE POLYETHYLENE FILM. IMPERMEABLE TO AIR, MOISTURE VAPOR AND WATER, BLUESKIN SA IS DESIGNED TO INSTALL EASILY ON A VARIETY OF PREPARED SUBSTRATES.

**Section 1: Summary**

**CONTENT INVENTORY**

Threshold per material	Residuals and impurities considered in 1 of 1 materials	Based on the selected Content Inventory Threshold:	
<input checked="" type="radio"/> 100 ppm	<input checked="" type="radio"/> see Section 2: Material Notes	Characterized.....	<input checked="" type="radio"/> Yes <input type="radio"/> No
<input type="radio"/> 1,000 ppm	<input checked="" type="radio"/> see Section 5: General Notes	Are the Percent Weight and Role provided for all substances?	<input checked="" type="radio"/> Yes <input type="radio"/> No
<input type="radio"/> Per GHS SDS		Screened.....	<input checked="" type="radio"/> Yes <input type="radio"/> No
<input type="radio"/> Per OSHA MSDS		Are all substances screened using Priority Hazard Lists with results disclosed?	<input checked="" type="radio"/> Yes <input type="radio"/> No
<input type="radio"/> Other		Identified.....	<input checked="" type="radio"/> Yes <input type="radio"/> No
		Are all substances disclosed by Name (Specific or Generic) and Identifier?	<input checked="" type="radio"/> Yes <input type="radio"/> No

**CONTENT IN DESCENDING ORDER OF QUANTITY**

Summary of product contents and results from screening individual chemical substances against HPD Priority Hazard Lists and the GreenScreen for Safer Chemicals®. The HPD does not assess whether using or handling this product will expose individuals to its chemical substances or any health risk. Refer to Section 2 for further details.

Number of Greenscreen BM-4/BM3 contents..... 0  
 Contents highest concern GreenScreen Benchmark or List translator Score..... LT-1  
 Nanomaterial..... No

**MATERIAL | SUBSTANCE | RESIDUAL OR IMPURITY**  
**GREENSCREEN SCORE | HAZARD TYPE**

BLUESKIN TWF [ ASPHALT **LT-1** | CAN STYRENE BUTADIENE RUBBER (SBR) **LT-UNK** DISTILLATES (PETROLEUM), HYDROTREATED (MILD) HEAVY NAPHTHENIC (9CI); **LT-1** | CAN | PBT | MUL POLYETHYLENE **LT-UNK** SULFUR **LT-UNK** | SKI ]

**INVENTORY AND SCREENING NOTES:**

**VOLATILE ORGANIC COMPOUND (VOC) CONTENT**

VOC Content data is not applicable for this product category.

**CERTIFICATIONS AND COMPLIANCE**

No certifications have been added to this HPD.

<input checked="" type="radio"/> Self-Published*	VERIFIER:	SCREENING DATE: January 29, 2017	EXPIRY DATE*: January 29, 2020
<input type="radio"/> Third Party Verified	VERIFICATION #:	RELEASE DATE: January 29, 2017	* or within 3 months of significant change in product contents
*See HPDC website for details			



## Section 2: Content in Descending Order of Quantity

This section lists materials in a product and the substances in each material based on the Inventory Threshold for each material. If residuals or impurities from the manufacturing or extraction processes are considered for a material, these are inventoried and characterized to the extent described in the Material and/or General Notes. Chemical substances are screened against the HPD Priority Hazard Lists for human and environmental health impacts. Screening is based on best available information; "Not Found" does not necessarily mean there is no potential hazard associated with the product or its contents. More information about Priority Hazard Lists and the GreenScreen can be found online: [www.hpd-collaborative.org](http://www.hpd-collaborative.org) and [www.greenscreenchemicals.org](http://www.greenscreenchemicals.org).

### BLUESKIN TWF

%: 100.0000 - 100.0000 HPD URL:

Inventory Threshold: 100 ppm Residuals Considered: Yes

Material Notes:

#### ASPHALT

ID: 8052-42-4

%: 65.0000 - 75.0000

GS: LT-1

RC: None

NANO: NO

ROLE: Waterproofing, flexibility

#### HAZARDS:

#### AGENCY(IES) WITH WARNINGS:

CANCER

IARC

Group 2b - Possibly carcinogenic to humans

CANCER

US CDC - Occupational Carcinogens

Occupational Carcinogen

CANCER

MAK

Carcinogen Group 2 - Considered to be carcinogenic for man

SUBSTANCE NOTES: This substance is not used in road paving and therefore not classified as a carcinogen by IARC. Exposure potential to asphalt when using this product as directed is extremely low.

#### STYRENE BUTADIENE RUBBER (SBR)

ID: 9003-55-8

%: 15.0000 - 25.0000

GS: LT-UNK

RC: None

NANO: NO

ROLE: Flexibility

#### HAZARDS:

#### AGENCY(IES) WITH WARNINGS:

None Found

No warnings found on HPD Priority lists

SUBSTANCE NOTES:

#### DISTILLATES (PETROLEUM), HYDROTREATED (MILD) HEAVY NAPHTHENIC (9CI);

ID: 64742-52-5

%: 5.0000 - 15.0000

GS: LT-1

RC: None

NANO: NO

ROLE: Plasticizer

#### HAZARDS:

#### AGENCY(IES) WITH WARNINGS:

CANCER

EU - R-phrases

R45 - May cause cancer

PBT

EC - CEPA DSL

Persistent, Bioaccumulative and inherently Toxic (PBiTH) to humans

CANCER	EU - GHS (H-Statements)	H350 - May cause cancer
CANCER	EU - REACH Annex XVII CMRs	Carcinogen Category 2 - Substances which should be regarded as if they are Carcinogenic to man
MULTIPLE	ChemSec - SIN List	CMR - Carcinogen, Mutagen &/or Reproductive Toxicant
MULTIPLE	German FEA - Substances Hazardous to Waters	Class 3 - Severe Hazard to Waters
CANCER	EU - Annex VI CMRs	Carcinogen Category 1B - Presumed Carcinogen based on animal evidence

SUBSTANCE NOTES: Contains less than 3% DMSO extractables - not considered to be a carcinogen or a mutagen.

**POLYETHYLENE**

ID: 9002-88-4

%: 5.0000 - 10.0000	GS: LT-UNK	RC: None	NANO: NO	ROLE: Protective polymer film
---------------------	------------	----------	----------	-------------------------------

**HAZARDS:**

**AGENCY(IES) WITH WARNINGS:**

None Found

No warnings found on HPD Priority lists

SUBSTANCE NOTES:

**SULFUR**

ID: 7704-34-9

%: Impurity/Residual	GS: LT-UNK	RC: None	NANO: NO	ROLE: Impurity/Residual
----------------------	------------	----------	----------	-------------------------

**HAZARDS:**

**AGENCY(IES) WITH WARNINGS:**

SKIN IRRITATION	EU - R-phrases	R38 - Irritating to skin
-----------------	----------------	--------------------------

SKIN IRRITATION	EU - GHS (H-Statements)	H315 - Causes skin irritation
-----------------	-------------------------	-------------------------------

SUBSTANCE NOTES:

 **Section 3: Certifications and Compliance**

This section lists applicable certification and standards compliance information for VOC emissions and VOC content. Other types of health or environmental performance testing or certifications completed for the product may be provided.

 **Section 4: Accessories**

This section lists related products or materials that the manufacturer requires or recommends for installation (such as adhesives or fasteners), maintenance, cleaning, or operations. For information relating to the contents of these related products, refer to their applicable Health Product Declarations, if available.



## Section 5: General Notes



## MANUFACTURER INFORMATION

MANUFACTURER: Henry Company

CONTACT NAME: Whitney Randall

ADDRESS: 999 N. Sepulveda Blvd.  
Suite 800  
El Segundo, CA 90245  
USA

TITLE: Director, Regulatory Compliance Systems

PHONE: 484-557-1247

WEBSITE: www.henry.com

EMAIL: wrandall@henry.com

## KEY

**OSHA MSDS** Occupational Safety and Health Administration Material Safety Data Sheet

**GHS SDS** Globally Harmonized System of Classification and Labeling of Chemicals Safety Data Sheet

### Hazard Types

**AQU** Aquatic toxicity

**GLO** Global warming

**PHY** Physical Hazard (reactive)

**CAN** Cancer

**MAM** Mammalian/systemic/organ toxicity

**REP** Reproductive toxicity

**DEV** Developmental toxicity

**MUL** Multiple hazards

**RES** Respiratory sensitization

**END** Endocrine activity

**NEU** Neurotoxicity

**SKI** Skin sensitization/irritation/corrosivity

**EYE** Eye irritation/corrosivity

**OZO** Ozone depletion

**LAN** Land Toxicity

**GEN** Gene mutation

**PBT** Persistent Bioaccumulative Toxic

**NF** Not found on Priority Hazard Lists

### GreenScreen (GS)

**BM-4** Benchmark 4 (prefer-safer chemical)

**LT-P1** List Translator Possible Benchmark 1

**BM-3** Benchmark 3 (use but still opportunity for improvement) BM-2  
Benchmark 2 (use but search for safer substitutes)

**LT-1** List Translator Likely Benchmark 1

**BM-1** Benchmark 1 (avoid - chemical of high concern)

**LT-UNK** List Translator Benchmark Unknown (insufficient  
information from List Translator lists to benchmark)

**BM-U** Benchmark Unspecified (insufficient data to benchmark)

**UNK** Unknown (no data on List Translator Lists)

### Recycled Types

**PreC** Preconsumer (Post-Industrial)

**PostC** Postconsumer

**Both** Both Preconsumer and Postconsumer

**Unk** Inclusion of recycled content is unknown

**None** Does not include recycled content

### Other

**Nano** Composed of nanoscale particles or nanotechnology

### Declaration Level

**Self-declared** Manufacturer's self-declaration (First Party)

**Independent Lab** Manufacturer's self-declaration using results from an independent lab

**Second Party** Verification by trade association or other interested party

**Third Party** Verification by independent certifier

**Applicable facilities** Manufacturing sites to which testing applies

The Health Product Declaration (HPD) Open Standard provides for the disclosure of product contents and potential associated human and environmental health hazards. Hazard associations are based on the HPD Priority Hazard Lists, the GreenScreen List Translator, and when available, full GreenScreen assessments. The HPD Open Standard does not provide an assessment of health impacts throughout the product life cycle. It does not provide an assessment of exposure or risk associated with product handling or use. It also does not address potential health impacts of: (i) substances used or created during the manufacturing process unless they remain in the final product, or (ii) substances created after the product is delivered for end use (e.g., if the product burns, degrades, or otherwise changes chemical composition).

The HPD Open Standard was created and is maintained and evolved by the Health Product Declaration Collaborative (the HPD Collaborative), a customer-led organization composed of stakeholders throughout the building industry. The HPD Collaborative is committed to the continuous improvement of building products through transparency, openness, and innovation throughout the product supply chain.

A disclosure completed in compliance with the HPD Open Standard is referred to as a "Health Product Declaration," or "HPD." The product manufacturer and any applicable independent verifier are solely responsible for the accuracy of statements and claims made in this HPD and for compliance with the HPD Open Standard noted.

# Declare. SM

---

## Blueskin SA / Blueskin SA LT Henry Company

**Final Assembly:** Garland, TX, USA

**Life Expectancy:** Life of Structure Year(s)

**End of Life Options:** Landfill (100)

**EU CoC Screened:** Does Not Contain

### Ingredients:

---

Asphalt; Styrene-butadiene copolymers; White mineral oil (petroleum); Polyethylene; Sulfur, Elemental

### Living Building Challenge Criteria:

---

#### I-13 Red List:

- |   |                             |
|---|-----------------------------|
| <input checked="" type="checkbox"/> LBC Red List Free | % Disclosed: 100% at 100ppm |
| <input type="checkbox"/> LBC Red List Approved        | VOC Content: Not Applicable |
| <input type="checkbox"/> Declared                     |                             |

**I-10 Interior Performance:** Not Applicable

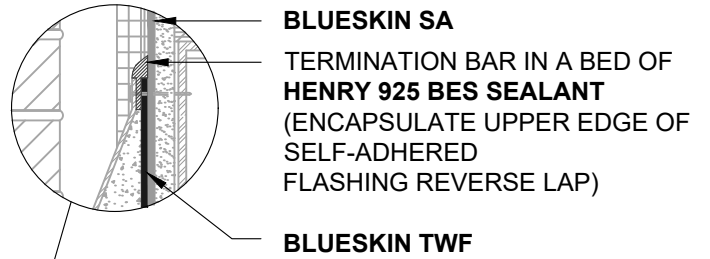
**I-14 Responsible Sourcing:** Not Compliant

HCO-0003

EXP. 01 APR 2022

SCREENED: 29 MAR 2021

Original Issue Date: 2019



**FLASHING INSTALLED AFTER WRB  
REVERSE LAP**

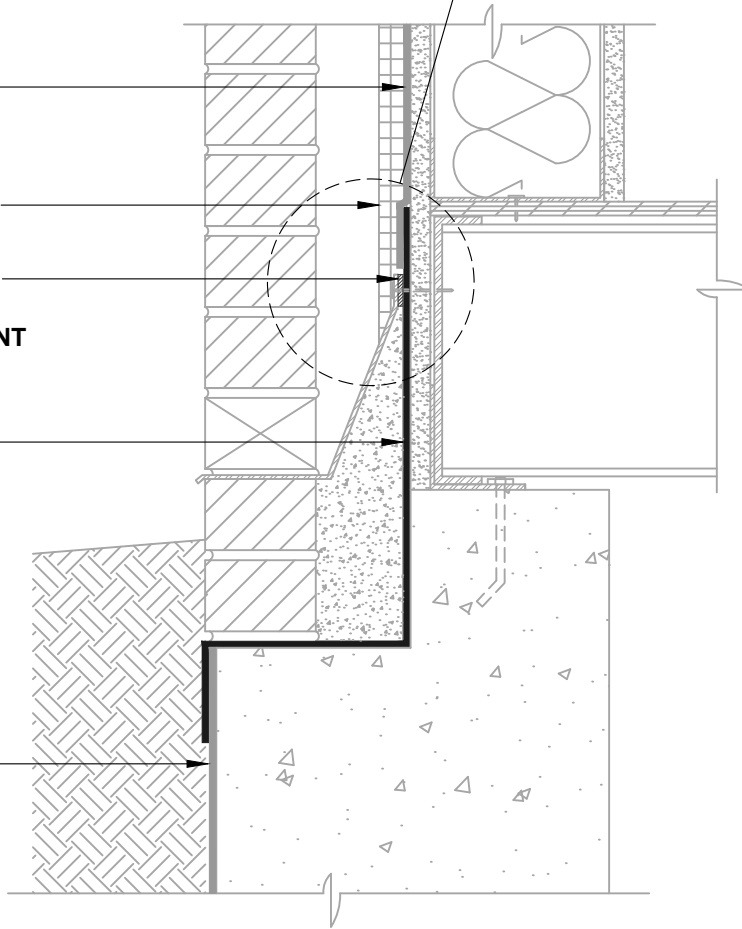
**BLUESKIN SA**  
LAP AIR BARRIER  
2" ONTO FLASHING

OPTIONAL INSULATION

SET TERMINATION BAR  
IN A BED OF  
**HENRY 925 BES SEALANT**

**BLUESKIN TWF**

**HENRY BELOW GRADE  
WATERPROOFING  
(CONTACT HENRY FOR  
PROJECT SPECIFIC  
RECOMMENDATIONS)**



**NOTES:**

1. DETAIL SHOWS **BLUESKIN SA SELF-ADHERED WATER RESISTIVE AIR BARRIER**. SUBSTRATE SHOWN IS FOR REFERENCE ONLY. ACCEPTABLE SUBSTRATES INCLUDE PLYWOOD, OSB, CONCRETE, CMU, METAL, AND EXTERIOR GRADE SHEATHING.
2. SELF-ADHERED MEMBRANE PRIMER NOT SHOWN FOR CLARITY.
3. INSTALL **BLUESKIN SA** TO ACHIEVE A CONTINUOUS WATER-RESISTIVE BARRIER (WRB). REFER TO LOCAL CODE ORDINANCES FOR INSULATION AND VAPOR BARRIER REQUIREMENTS.
4. REFER TO PRODUCT SPECIFIC TECHNICAL DATA SHEET (TDS) AND **BLUESKIN SA** GUIDE SPECIFICATION FOR INSTALLATION PROCEDURES.



999 N. Pacific Coast Highway, Suite 800  
El Segundo, CA 90245  
800-486-1278 • www.henry.com

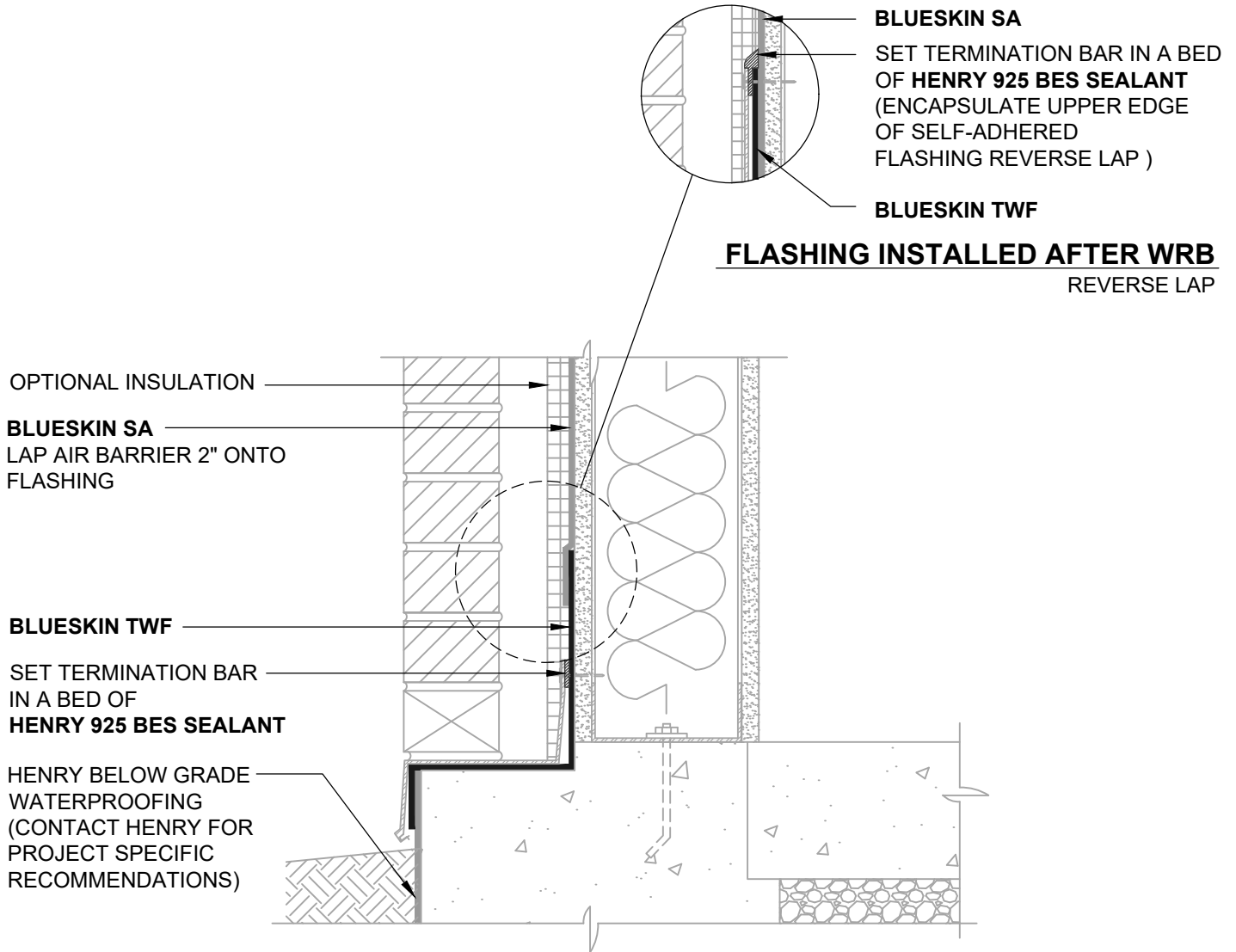
MANUFACTURER GUIDE DETAILS ARE FOR REFERENCE ONLY. HENRY DOES NOT ASSUME RESPONSIBILITY FOR ERRORS OR DEVIATIONS IN DESIGN OR ENGINEERING. PROJECT SPECIFIC VERIFICATION IS RECOMMENDED PRIOR TO INSTALLATION.

**BLUESKIN SA SELF-ADHERED WATER RESISTIVE AIR BARRIER**

**WALL FOUNDATION  
EXTERIOR WALL AND FOUNDATION TRANSITION  
SLAB BELOW GRADE WITH MASONRY LEDGE**

SCALE: N.T.S. 06-30-2020

**BSSA-1A**



**NOTES:**

1. DETAIL SHOWS **BLUESKIN SA SELF-ADHERED WATER RESISTIVE AIR BARRIER**. SUBSTRATE SHOWN IS FOR REFERENCE ONLY. ACCEPTABLE SUBSTRATES INCLUDE PLYWOOD, OSB, CONCRETE, CMU, METAL, AND EXTERIOR GRADE SHEATHING.
2. SELF-ADHERED MEMBRANE PRIMER NOT SHOWN FOR CLARITY.
3. INSTALL **BLUESKIN SA** TO ACHIEVE A CONTINUOUS WATER-RESISTIVE BARRIER (WRB). REFER TO LOCAL CODE ORDINANCES FOR INSULATION AND VAPOR BARRIER REQUIREMENTS.
4. REFER TO PRODUCT SPECIFIC TECHNICAL DATA SHEET (TDS) AND **BLUESKIN SA** GUIDE SPECIFICATION FOR INSTALLATION PROCEDURES.

**Henry**<sup>®</sup>

999 N. Pacific Coast Highway, Suite 800  
 El Segundo, CA 90245  
 800-486-1278 • www.henry.com

MANUFACTURER GUIDE DETAILS ARE FOR REFERENCE ONLY. HENRY DOES NOT ASSUME RESPONSIBILITY FOR ERRORS OR DEVIATIONS IN DESIGN OR ENGINEERING. PROJECT SPECIFIC VERIFICATION IS RECOMMENDED PRIOR TO INSTALLATION.

**BLUESKIN SA SELF-ADHERED WATER RESISTIVE AIR BARRIER**

**WALL FOUNDATION**

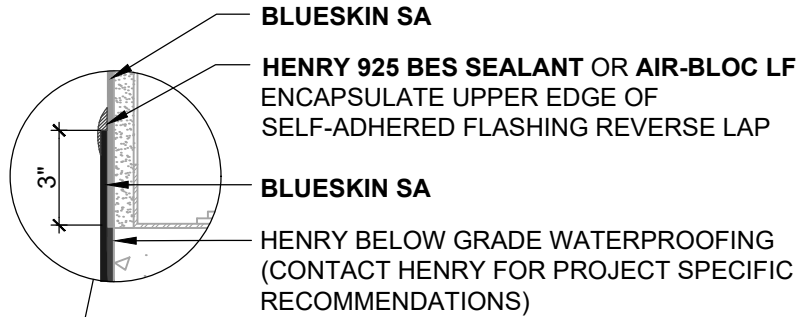
**EXTERIOR WALL AND FOUNDATION TRANSITION  
 SLAB ON GRADE WITH MASONRY LEDGE**

SCALE: N.T.S.

06-30-2020

**BSSA-1B**

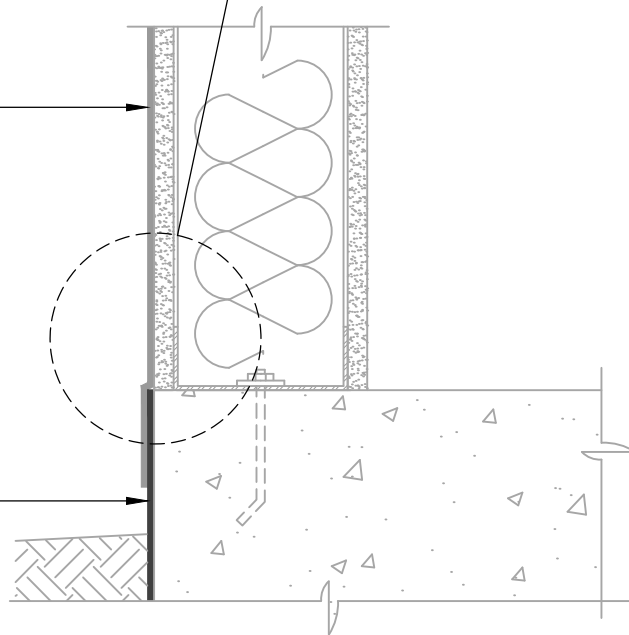




**WATERPROOFING INSTALLED AFTER WRB**  
REVERSE LAP

**BLUESKIN SA**  
LAP AIR BARRIER 2" ONTO  
WATERPROOFING

**HENRY BELOW GRADE  
WATERPROOFING**  
(CONTACT HENRY FOR  
PROJECT SPECIFIC  
RECOMMENDATIONS)



**NOTES:**

1. DETAIL SHOWS **BLUESKIN SA SELF-ADHERED WATER RESISTIVE AIR BARRIER**. SUBSTRATE SHOWN IS FOR REFERENCE ONLY. ACCEPTABLE SUBSTRATES INCLUDE PLYWOOD, OSB, CONCRETE, CMU, METAL, AND EXTERIOR GRADE SHEATHING.
2. SELF-ADHERED MEMBRANE PRIMER NOT SHOWN FOR CLARITY.
3. OTHER FLASHING OPTIONS INCLUDE: **BLUESKIN SA LT, BLUESKIN BUTYL FLASH, BLUESKIN METAL CLAD OR BLUESKIN TWF**.
4. INSTALL **BLUESKIN SA** TO ACHIEVE A CONTINUOUS WATER-RESISTIVE BARRIER (WRB). INSULATION AND CLADDING NOT SHOWN FOR CLARITY. REFER TO LOCAL CODE ORDINANCES FOR INSULATION AND VAPOR BARRIER REQUIREMENTS.
5. REFER TO PRODUCT SPECIFIC TECHNICAL DATA SHEET (TDS) AND **BLUESKIN SA** GUIDE SPECIFICATION FOR INSTALLATION PROCEDURES.

**Henry**<sup>®</sup>

999 N. Pacific Coast Highway, Suite 800  
El Segundo, CA 90245  
800-486-1278 • www.henry.com

MANUFACTURER GUIDE DETAILS ARE FOR REFERENCE ONLY. HENRY DOES NOT ASSUME RESPONSIBILITY FOR ERRORS OR DEVIATIONS IN DESIGN OR ENGINEERING. PROJECT SPECIFIC VERIFICATION IS RECOMMENDED PRIOR TO INSTALLATION.

**BLUESKIN SA SELF-ADHERED WATER RESISTIVE AIR BARRIER**

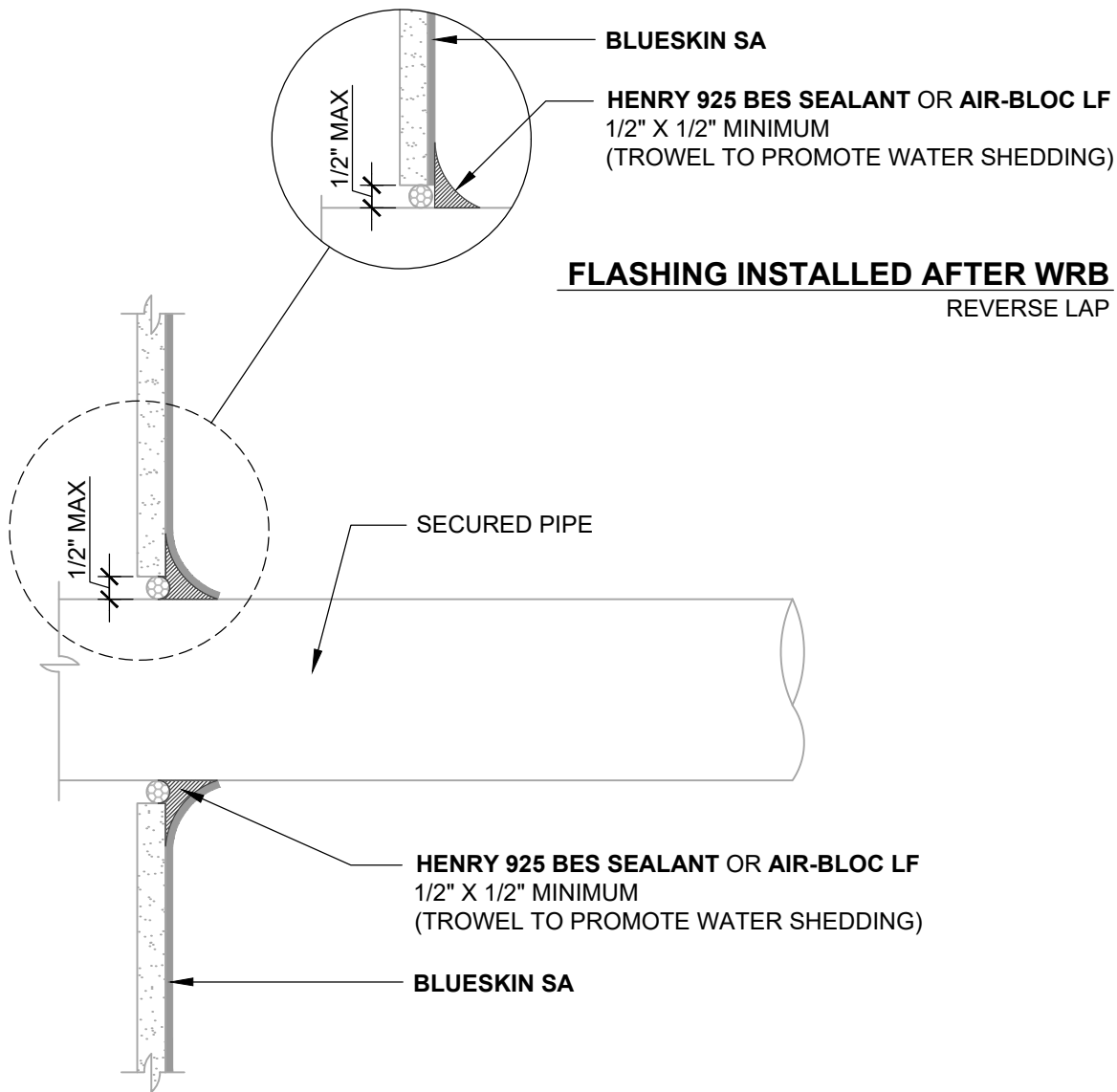
**WALL FOUNDATION**

**EXTERIOR WALL AND FOUNDATION TRANSITION  
SLAB ON GRADE - NO MASONRY LEDGE**

SCALE: N.T.S.

06-30-2020

**BSSA-1C**



**FLASHING INSTALLED AFTER WRB**  
REVERSE LAP

**NOTES:**

1. DETAIL SHOWS **BLUESKIN SA SELF-ADHERED WATER RESISTIVE AIR BARRIER**. SUBSTRATE SHOWN IS FOR REFERENCE ONLY. ACCEPTABLE SUBSTRATES INCLUDE PLYWOOD, OSB, CONCRETE, CMU, METAL, AND EXTERIOR GRADE SHEATHING.
2. SELF-ADHERED MEMBRANE PRIMER NOT SHOWN FOR CLARITY.
3. PRIME CUT/RAW EDGES OF EXPOSED GYPSUM SHEATHING CORE PRIOR TO **AIR-BLOC LF** APPLICATION. RECOMMENDED PRIMER/ADHESIVE INCLUDE: **BLUESKIN SPRAY PREP**.
4. PERMANENTLY SECURE PIPE, LIGHTLY ABRABE AND CLEAN DUST/DEBRIS FROM PIPE PRIOR TO DETAILING.
5. INSTALL **BLUESKIN SA** TO ACHIEVE A CONTINUOUS WATER-RESISTIVE BARRIER (WRB). INSULATION AND CLADDING NOT SHOWN FOR CLARITY. REFER TO LOCAL CODE ORDINANCES FOR INSULATION AND VAPOR BARRIER REQUIREMENTS.
6. REFER TO PRODUCT SPECIFIC TECHNICAL DATA SHEET (TDS) AND **BLUESKIN SA** GUIDE SPECIFICATION FOR INSTALLATION PROCEDURES.

**Henry**<sup>®</sup>

999 N. Pacific Coast Highway, Suite 800  
El Segundo, CA 90245  
800-486-1278 • www.henry.com

MANUFACTURER GUIDE DETAILS ARE FOR REFERENCE ONLY. HENRY DOES NOT ASSUME RESPONSIBILITY FOR ERRORS OR DEVIATIONS IN DESIGN OR ENGINEERING. PROJECT SPECIFIC VERIFICATION IS RECOMMENDED PRIOR TO INSTALLATION.

**BLUESKIN SA SELF-ADHERED WATER RESISTIVE AIR BARRIER**

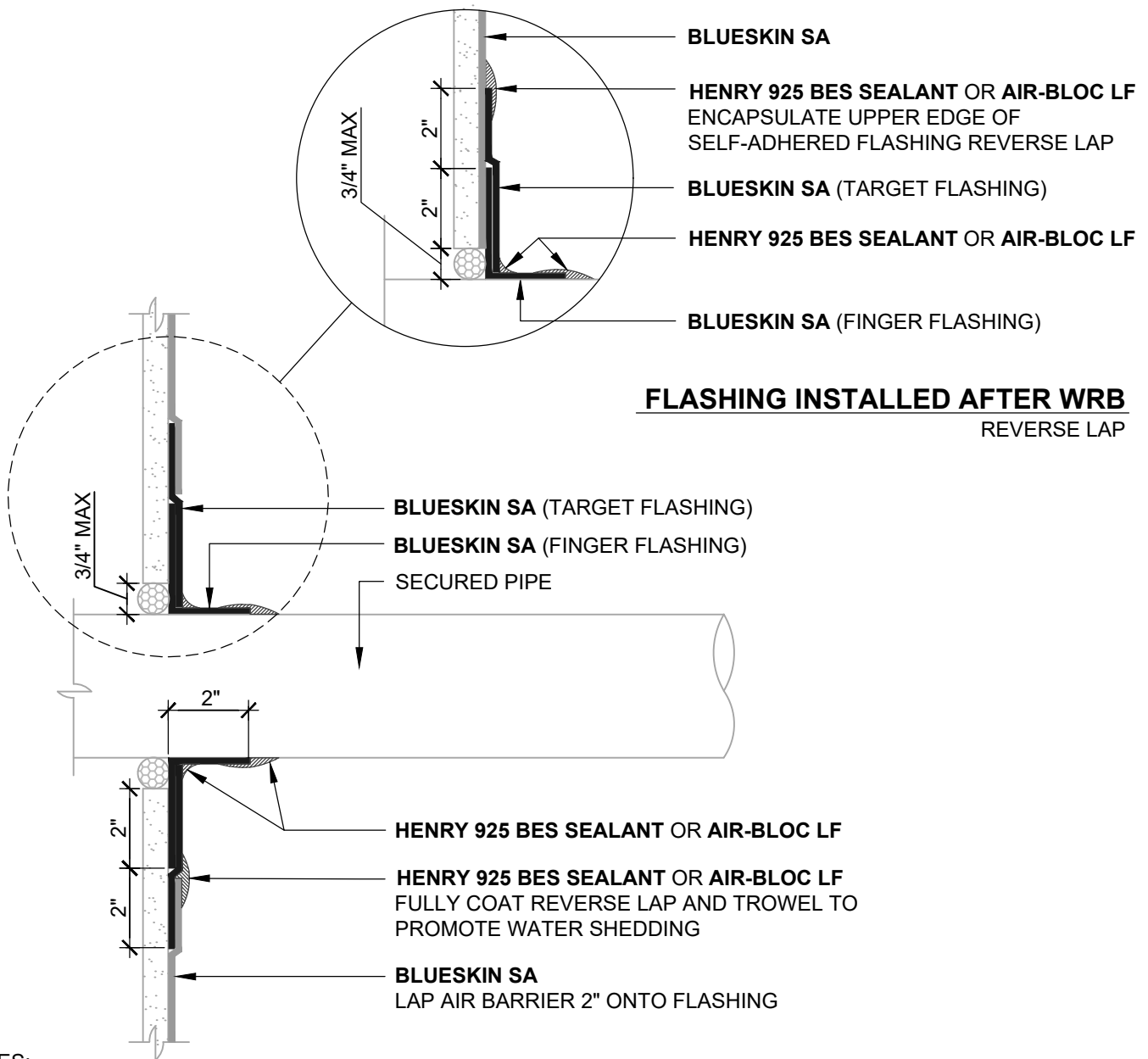
**PIPE PENETRATION**

**SUBSTRATE GAPS UP TO 1/2" WIDE GAP MAXIMUM  
LIQUID FLASHING OR SEALANT**

SCALE: N.T.S.

06-30-2020

**BSSA-2A**



**NOTES:**

1. DETAIL SHOWS **BLUESKIN SA SELF-ADHERED WATER RESISTIVE AIR BARRIER**. SUBSTRATE SHOWN IS FOR REFERENCE ONLY. ACCEPTABLE SUBSTRATES INCLUDE PLYWOOD, OSB, CONCRETE, CMU, METAL, AND EXTERIOR GRADE SHEATHING.
2. SELF-ADHERED MEMBRANE PRIMER NOT SHOWN FOR CLARITY.
3. OTHER FLASHING OPTIONS INCLUDE: **BLUESKIN SA LT, BLUESKIN BUTYL FLASH OR BLUESKIN METAL CLAD**.
4. PERMANENTLY SECURE PIPE, LIGHTLY ABRABE AND CLEAN DUST/DEBRIS FROM PIPE PRIOR TO DETAILING.
5. INSTALL **BLUESKIN SA** TO ACHIEVE A CONTINUOUS WATER-RESISTIVE BARRIER (WRB). INSULATION AND CLADDING NOT SHOWN FOR CLARITY. REFER TO LOCAL CODE ORDINANCES FOR INSULATION AND VAPOR BARRIER REQUIREMENTS.
6. REFER TO PRODUCT SPECIFIC TECHNICAL DATA SHEET (TDS) AND **BLUESKIN SA** GUIDE SPECIFICATION FOR INSTALLATION PROCEDURES.

**Henry**<sup>®</sup>

999 N. Pacific Coast Highway, Suite 800  
 El Segundo, CA 90245  
 800-486-1278 • www.henry.com

MANUFACTURER GUIDE DETAILS ARE FOR REFERENCE ONLY. HENRY DOES NOT ASSUME RESPONSIBILITY FOR ERRORS OR DEVIATIONS IN DESIGN OR ENGINEERING. PROJECT SPECIFIC VERIFICATION IS RECOMMENDED PRIOR TO INSTALLATION.

**BLUESKIN SA SELF-ADHERED WATER RESISTIVE AIR BARRIER**

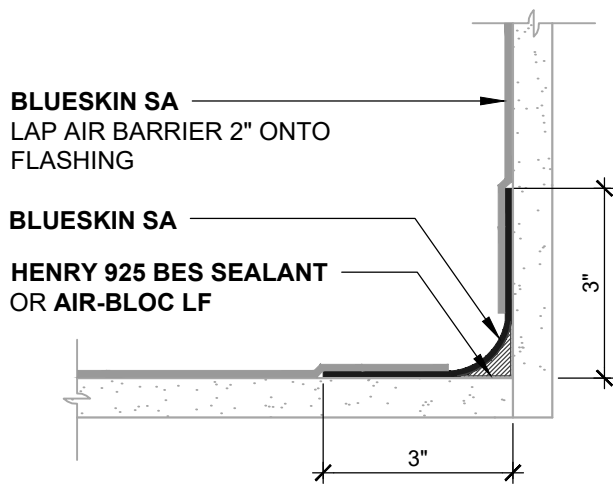
**PIPE PENETRATION**

**SUBSTRATE GAPS UP TO 3/4" WIDE GAP MAXIMUM  
 SELF-ADHERED FLASHING**

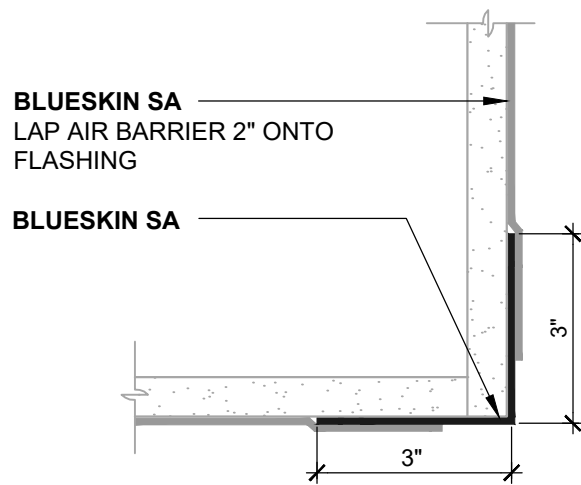
SCALE: N.T.S.

06-30-2020

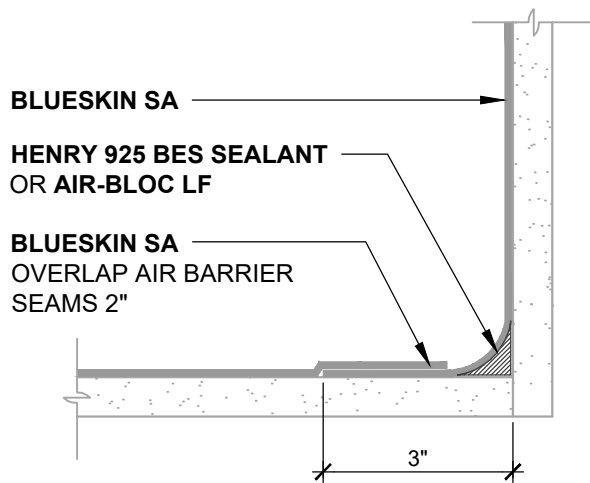
**BSSA-2B**



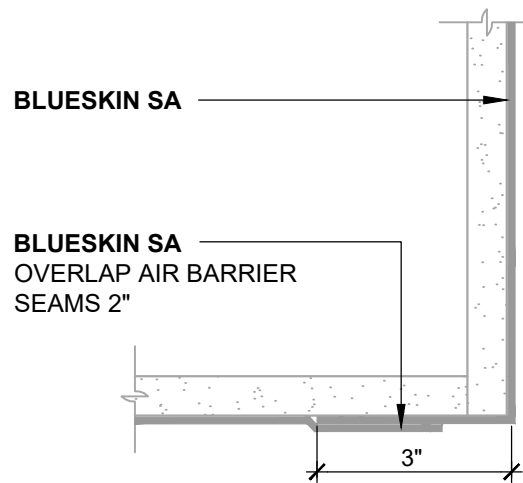
**INSIDE CORNER (PLAN VIEW)**  
FLASHING INSTALLED BEFORE WRB



**OUTSIDE CORNER (PLAN VIEW)**  
FLASHING INSTALLED BEFORE WRB



**INSIDE CORNER (PLAN VIEW)**  
WRB WRAPPED AROUND CORNER



**OUTSIDE CORNER (PLAN VIEW)**  
WRB WRAPPED AROUND CORNER

**NOTES:**

1. DETAIL SHOWS **BLUESKIN SA SELF-ADHERED WATER RESISTIVE AIR BARRIER**. SUBSTRATE SHOWN IS FOR REFERENCE ONLY. ACCEPTABLE SUBSTRATES INCLUDE PLYWOOD, OSB, CONCRETE, CMU, METAL, AND EXTERIOR GRADE SHEATHING.
2. SELF-ADHERED MEMBRANE PRIMER NOT SHOWN FOR CLARITY.
3. OTHER FLASHING OPTIONS INCLUDE: **BLUESKIN SA LT, BLUESKIN BUTYL FLASH OR BLUESKIN METAL CLAD**.
4. INSTALL **BLUESKIN SA** TO ACHIEVE A CONTINUOUS WATER-RESISTIVE BARRIER (WRB). INSULATION AND CLADDING NOT SHOWN FOR CLARITY. REFER TO LOCAL CODE ORDINANCES FOR INSULATION AND VAPOR BARRIER REQUIREMENTS.
5. REFER TO PRODUCT SPECIFIC TECHNICAL DATA SHEET (TDS) AND **BLUESKIN SA** GUIDE SPECIFICATION FOR INSTALLATION PROCEDURES.

**Henry**<sup>®</sup>

999 N. Pacific Coast Highway, Suite 800  
El Segundo, CA 90245  
800-486-1278 • www.henry.com

MANUFACTURER GUIDE DETAILS ARE FOR REFERENCE ONLY. HENRY DOES NOT ASSUME RESPONSIBILITY FOR ERRORS OR DEVIATIONS IN DESIGN OR ENGINEERING. PROJECT SPECIFIC VERIFICATION IS RECOMMENDED PRIOR TO INSTALLATION.

**BLUESKIN SA SELF-ADHERED WATER RESISTIVE AIR BARRIER**

**INSIDE/OUTSIDE CORNERS**  
**TYPICAL CORNER DETAILS - PLAN VIEW**  
**SHEATHING JOINTS**

SCALE: N.T.S.

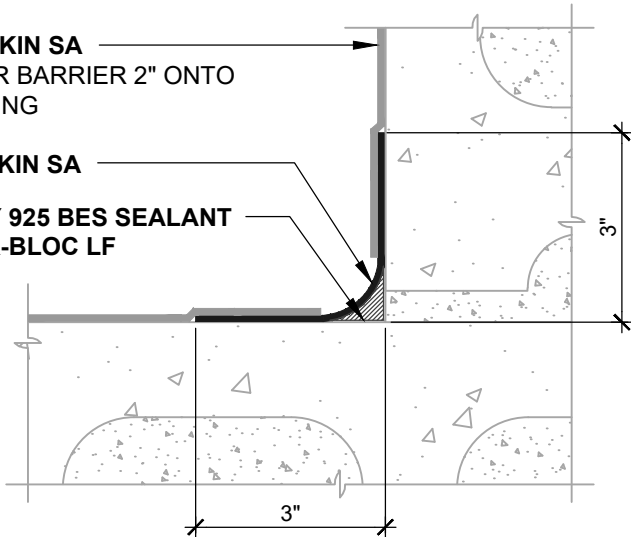
06-30-2020

**BSSA-3A**

**BLUESKIN SA**  
LAP AIR BARRIER 2" ONTO  
FLASHING

**BLUESKIN SA**

**HENRY 925 BES SEALANT  
OR AIR-BLOC LF**



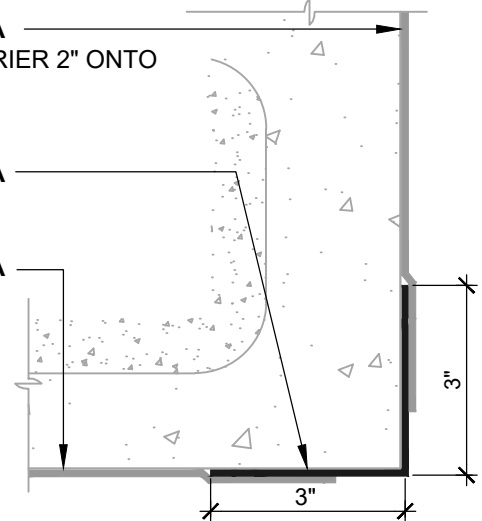
**INSIDE CORNER (PLAN VIEW)**

FLASHING INSTALLED BEFORE WRB

**BLUESKIN SA**  
LAP AIR BARRIER 2" ONTO  
FLASHING

**BLUESKIN SA**

**BLUESKIN SA**



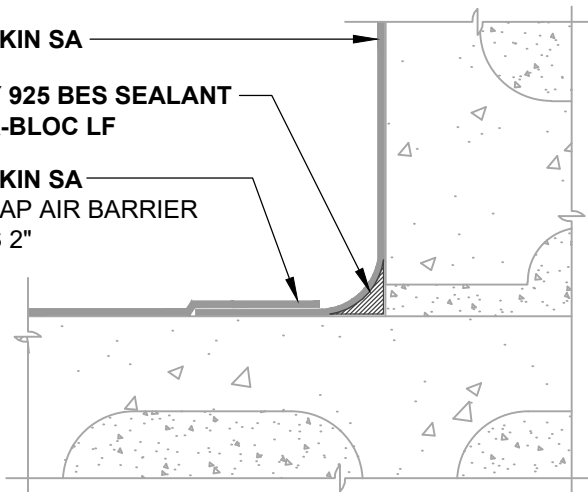
**OUTSIDE CORNER (PLAN VIEW)**

FLASHING INSTALLED BEFORE WRB

**BLUESKIN SA**

**HENRY 925 BES SEALANT  
OR AIR-BLOC LF**

**BLUESKIN SA**  
OVERLAP AIR BARRIER  
SEAMS 2"

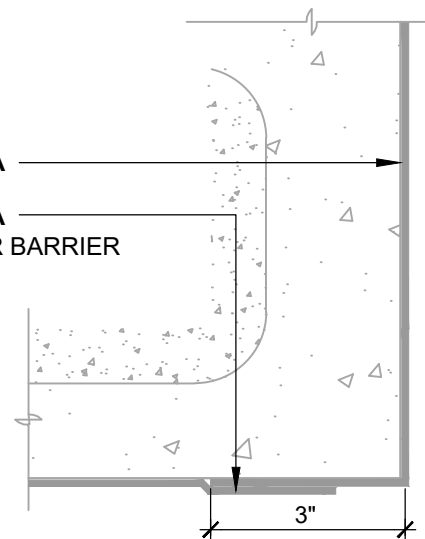


**INSIDE CORNER (PLAN VIEW)**

WRB WRAPPED AROUND CORNER

**BLUESKIN SA**

**BLUESKIN SA**  
OVERLAP AIR BARRIER  
SEAMS 2"



**OUTSIDE CORNER (PLAN VIEW)**

WRB WRAPPED AROUND CORNER

**NOTES:**

1. DETAIL SHOWS **BLUESKIN SA SELF-ADHERED WATER RESISTIVE AIR BARRIER**. SUBSTRATE SHOWN IS FOR REFERENCE ONLY. ACCEPTABLE SUBSTRATES INCLUDE PLYWOOD, OSB, CONCRETE, CMU, METAL, AND EXTERIOR GRADE SHEATHING.
2. FILL GROUT AND STRIKE CMU JOINTS FULL AND FLUSH TO CREATE A CONTINUOUS SUBSTRATE. REFER TO PRODUCT SPECIFIC TECHNICAL DATA SHEET FOR CURE TIME PRIOR TO AIR BARRIER INSTALLATION.
3. SELF-ADHERED MEMBRANE PRIMER NOT SHOWN FOR CLARITY.
4. OTHER FLASHING OPTIONS INCLUDE: **BLUESKIN SA LT**, **BLUESKIN BUTYL FLASH** OR **BLUESKIN METAL CLAD**.
5. INSTALL **BLUESKIN SA** TO ACHIEVE A CONTINUOUS WATER-RESISTIVE BARRIER (WRB). INSULATION AND CLADDING NOT SHOWN FOR CLARITY.
6. REFER TO PRODUCT SPECIFIC TECHNICAL DATA SHEET (TDS) AND **BLUESKIN SA** GUIDE SPECIFICATION FOR INSTALLATION PROCEDURES.

**Henry**<sup>®</sup>

999 N. Pacific Coast Highway, Suite 800  
El Segundo, CA 90245  
800-486-1278 • www.henry.com

MANUFACTURER GUIDE DETAILS ARE FOR REFERENCE ONLY. HENRY DOES NOT ASSUME RESPONSIBILITY FOR ERRORS OR DEVIATIONS IN DESIGN OR ENGINEERING. PROJECT SPECIFIC VERIFICATION IS RECOMMENDED PRIOR TO INSTALLATION.

**BLUESKIN SA SELF-ADHERED WATER RESISTIVE AIR BARRIER**

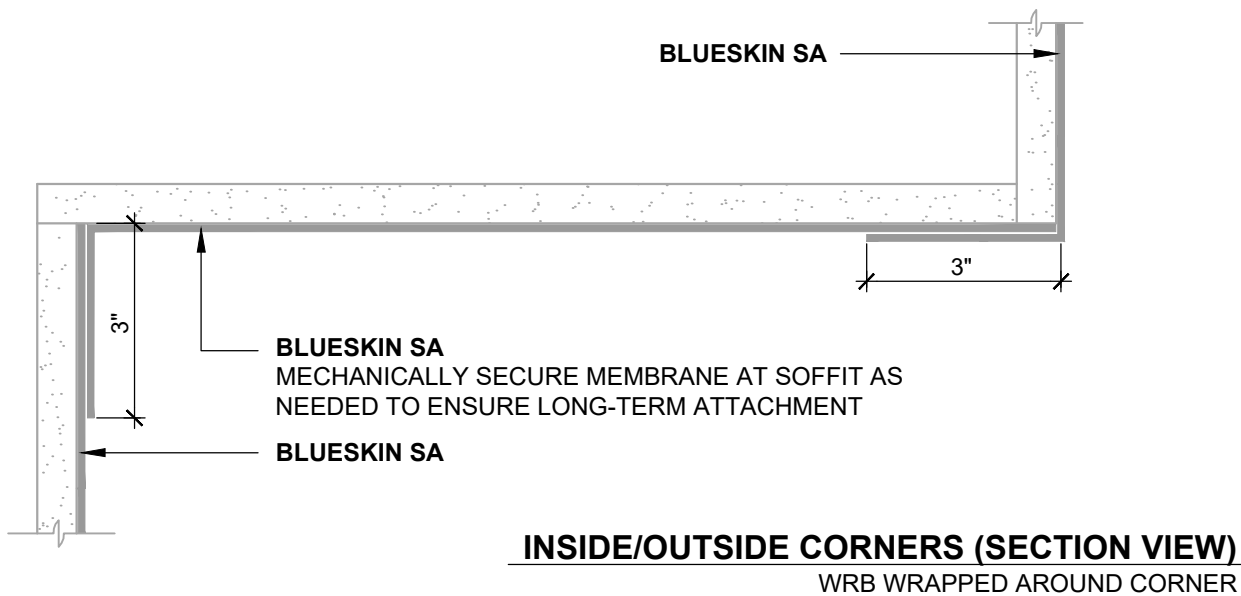
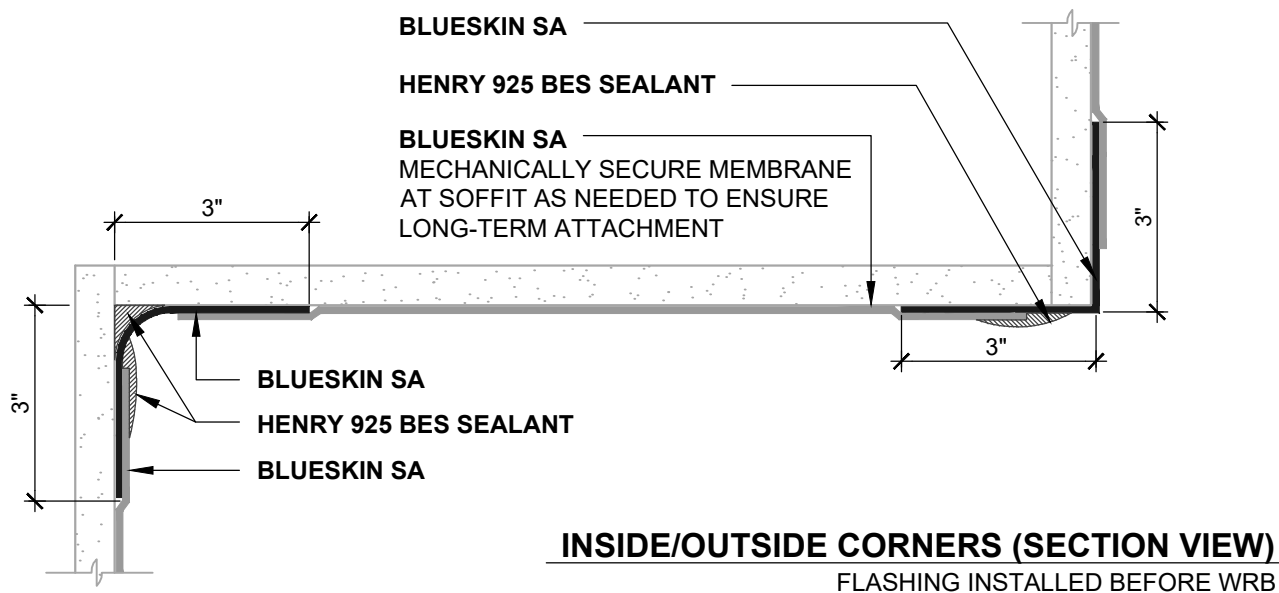
**INSIDE/OUTSIDE CORNERS**

**CONCRETE MASONRY UNITS (CMU)  
STRIKE MASONRY JOINTS FLUSH**

SCALE: N.T.S.

06-30-2020

**BSSA-3B**



**NOTES:**

1. DETAIL SHOWS **BLUESKIN SA SELF-ADHERED WATER RESISTIVE AIR BARRIER**. SUBSTRATE SHOWN IS FOR REFERENCE ONLY. ACCEPTABLE SUBSTRATES INCLUDE PLYWOOD, OSB, CONCRETE, CMU, METAL, AND EXTERIOR GRADE SHEATHING.
2. SELF-ADHERED MEMBRANE PRIMER NOT SHOWN FOR CLARITY.
3. OTHER FLASHING OPTIONS INCLUDE: **BLUESKIN SA LT**, **BLUESKIN BUTYL FLASH** OR **BLUESKIN METAL CLAD**.
4. INSTALL **BLUESKIN SA** TO ACHIEVE A CONTINUOUS WATER-RESISTIVE BARRIER (WRB). INSULATION AND CLADDING NOT SHOWN FOR CLARITY. REFER TO LOCAL CODE ORDINANCES FOR INSULATION AND VAPOR BARRIER REQUIREMENTS.
5. REFER TO PRODUCT SPECIFIC TECHNICAL DATA SHEET (TDS) AND **BLUESKIN SA** GUIDE SPECIFICATION FOR INSTALLATION PROCEDURES.

**Henry**<sup>®</sup>

999 N. Pacific Coast Highway, Suite 800  
El Segundo, CA 90245  
800-486-1278 • www.henry.com

MANUFACTURER GUIDE DETAILS ARE FOR REFERENCE ONLY. HENRY DOES NOT ASSUME RESPONSIBILITY FOR ERRORS OR DEVIATIONS IN DESIGN OR ENGINEERING. PROJECT SPECIFIC VERIFICATION IS RECOMMENDED PRIOR TO INSTALLATION.

**BLUESKIN SA SELF-ADHERED WATER RESISTIVE AIR BARRIER**

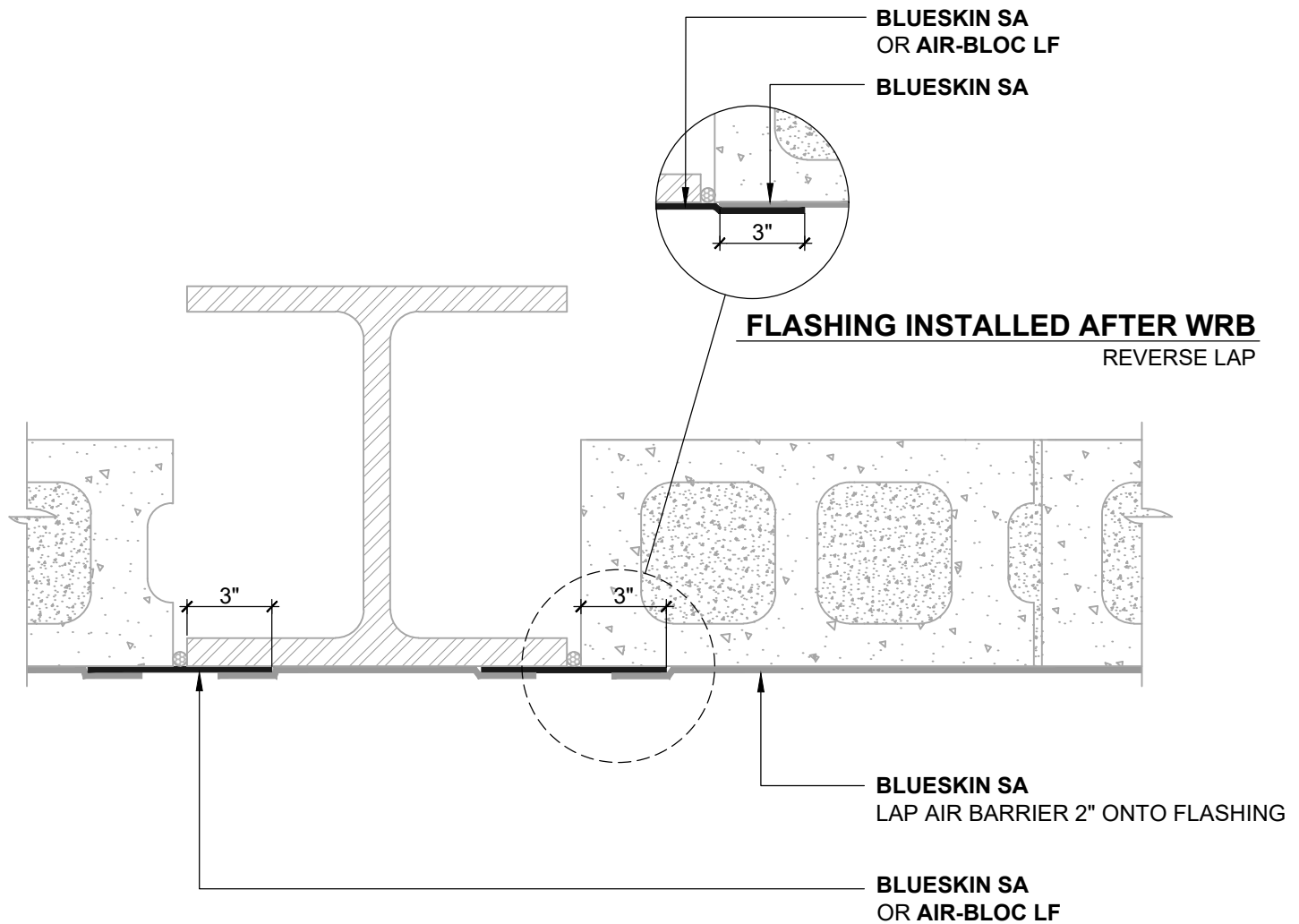
**TYPICAL SOFFIT**

**INSIDE AND OUTSIDE CORNERS - SECTION VIEW  
SELF-ADHERED FLASHING**

SCALE: N.T.S.

06-30-2020

**BSSA-3C**



**NON-MOVING JOINT (PLAN VIEW)**  
CONTROL JOINT/SUBSTRATE TRANSITION

**NOTES:**

1. DETAIL SHOWS **BLUESKIN SA SELF-ADHERED WATER RESISTIVE AIR BARRIER**. SUBSTRATE SHOWN IS FOR REFERENCE ONLY. ACCEPTABLE SUBSTRATES INCLUDE PLYWOOD, OSB, CONCRETE, CMU, METAL, AND EXTERIOR GRADE SHEATHING.
2. FILL GROUT AND STRIKE CMU JOINTS FULL AND FLUSH TO CREATE A CONTINUOUS SUBSTRATE. REFER TO PRODUCT SPECIFIC TECHNICAL DATA SHEET FOR CURE TIME PRIOR TO INSTALLATION.
3. REFER TO NON-MOVING JOINT DETAILS FOR ALTERNATE CONSTRUCTION JOINT FLASHING METHODS .
4. SELF-ADHERED MEMBRANE PRIMER NOT SHOWN FOR CLARITY.
5. OTHER FLASHING OPTIONS INCLUDE: **BLUESKIN SA LT, BLUESKIN BUTYL FLASH OR BLUESKIN METAL CLAD**.
6. INSTALL **BLUESKIN SA** TO ACHIEVE A CONTINUOUS WATER-RESISTIVE BARRIER (WRB). INSULATION AND CLADDING NOT SHOWN FOR CLARITY. REFER TO LOCAL CODE ORDINANCES FOR INSULATION AND VAPOR BARRIER REQUIREMENTS.
7. REFER TO PRODUCT SPECIFIC TECHNICAL DATA SHEET (TDS) AND **BLUESKIN SA** GUIDE SPECIFICATION FOR INSTALLATION PROCEDURES.

**Henry**<sup>®</sup>

999 N. Pacific Coast Highway, Suite 800  
El Segundo, CA 90245  
800-486-1278 • www.henry.com

MANUFACTURER GUIDE DETAILS ARE FOR REFERENCE ONLY. HENRY DOES NOT ASSUME RESPONSIBILITY FOR ERRORS OR DEVIATIONS IN DESIGN OR ENGINEERING. PROJECT SPECIFIC VERIFICATION IS RECOMMENDED PRIOR TO INSTALLATION.

**BLUESKIN SA SELF-ADHERED WATER RESISTIVE AIR BARRIER**

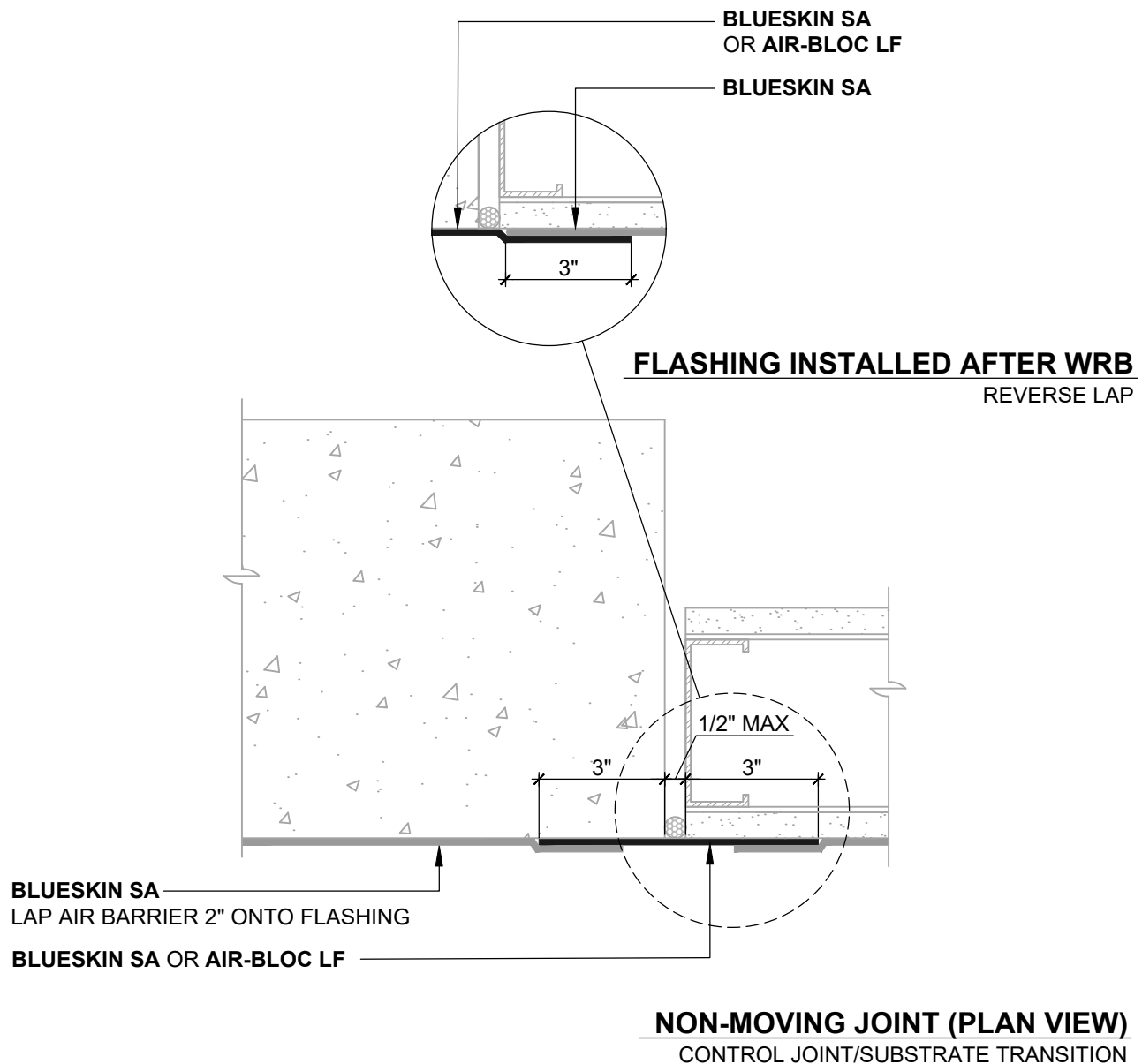
**SUBSTRATE TRANSITION**

**DISSIMILAR SUBSTRATE TRANSITIONS  
SUBSTRATE GAPS UP TO 1/2" MAXIMUM**

SCALE: N.T.S.

06-30-2020

**BSSA-4A**



**NOTES:**

1. DETAIL SHOWS **BLUESKIN SA SELF-ADHERED WATER RESISTIVE AIR BARRIER**. SUBSTRATE SHOWN IS FOR REFERENCE ONLY. ACCEPTABLE SUBSTRATES INCLUDE PLYWOOD, OSB, CONCRETE, CMU, METAL, AND EXTERIOR GRADE SHEATHING.
2. REFER TO NON-MOVING JOINT DETAILS FOR ALTERNATE CONSTRUCTION JOINT FLASHING METHODS .
3. SELF-ADHERED MEMBRANE PRIMER NOT SHOWN FOR CLARITY.
4. OTHER FLASHING OPTIONS INCLUDE: **BLUESKIN SA LT, BLUESKIN BUTYL FLASH OR BLUESKIN METAL CLAD**.
5. INSTALL **BLUESKIN SA** TO ACHIEVE A CONTINUOUS WATER-RESISTIVE BARRIER (WRB). INSULATION AND CLADDING NOT SHOWN FOR CLARITY. REFER TO LOCAL CODE ORDINANCES FOR INSULATION AND VAPOR BARRIER REQUIREMENTS.
6. REFER TO PRODUCT SPECIFIC TECHNICAL DATA SHEET (TDS) AND **BLUESKIN SA** GUIDE SPECIFICATION FOR INSTALLATION PROCEDURES.

**Henry**<sup>®</sup>

999 N. Pacific Coast Highway, Suite 800  
El Segundo, CA 90245  
800-486-1278 • www.henry.com

MANUFACTURER GUIDE DETAILS ARE FOR REFERENCE ONLY. HENRY DOES NOT ASSUME RESPONSIBILITY FOR ERRORS OR DEVIATIONS IN DESIGN OR ENGINEERING. PROJECT SPECIFIC VERIFICATION IS RECOMMENDED PRIOR TO INSTALLATION.

**BLUESKIN SA SELF-ADHERED WATER RESISTIVE AIR BARRIER**

**SUBSTRATE TRANSITION**

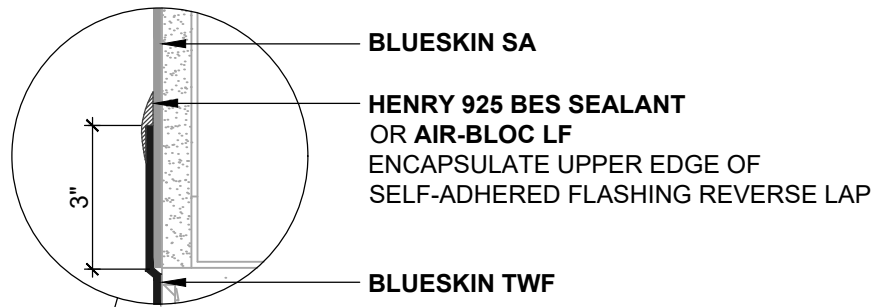
**DISSIMILAR SUBSTRATE TRANSITIONS**  
**SUBSTRATE GAPS UP TO 1/2" MAXIMUM**

SCALE: N.T.S.

06-30-2020

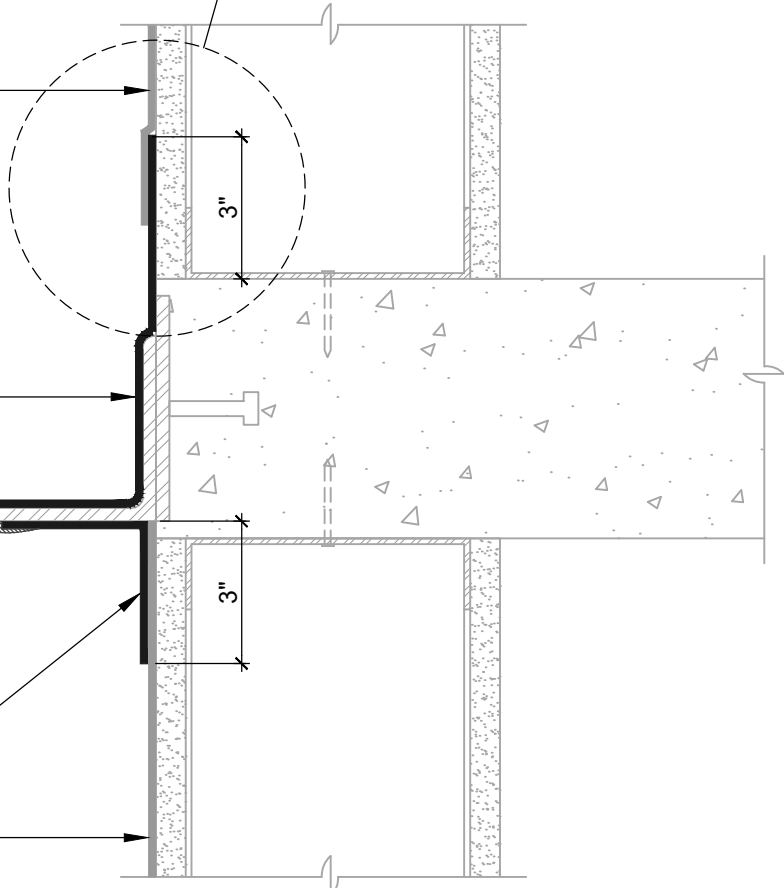
**BSSA-4B**





**FLASHING INSTALLED AFTER WRB**  
REVERSE LAP

**BLUESKIN SA**  
LAP AIR BARRIER 2" ONTO  
FLASHING



**BLUESKIN TWF**

**HENRY 925 BES SEALANT  
OR AIR-BLOC LF**  
ENCAPSULATE EDGE OF  
SELF-ADHERED FLASHING

**BLUESKIN SA  
OR AIR-BLOC LF**  
(SEE NOTE #3)

**BLUESKIN SA**

**NOTES:**

1. DETAIL SHOWS **BLUESKIN SA SELF-ADHERED WATER RESISTIVE AIR BARRIER**. SUBSTRATE SHOWN IS FOR REFERENCE ONLY. ACCEPTABLE SUBSTRATES INCLUDE PLYWOOD, OSB, CONCRETE, CMU, METAL, AND EXTERIOR GRADE SHEATHING.
2. SELF-ADHERED MEMBRANE PRIMER NOT SHOWN FOR CLARITY.
3. OTHER FLASHING OPTIONS INCLUDE: **BLUESKIN SA LT, BLUESKIN BUTYL FLASH OR BLUESKIN METAL CLAD**.
4. INSTALL **BLUESKIN SA** TO ACHIEVE A CONTINUOUS WATER-RESISTIVE BARRIER (WRB). INSULATION AND CLADDING NOT SHOWN FOR CLARITY. REFER TO LOCAL CODE ORDINANCES FOR INSULATION AND VAPOR BARRIER REQUIREMENTS.
5. REFER TO PRODUCT SPECIFIC TECHNICAL DATA SHEET (TDS) AND **BLUESKIN SA** GUIDE SPECIFICATION FOR INSTALLATION PROCEDURES.

MANUFACTURER GUIDE DETAILS ARE FOR REFERENCE ONLY. HENRY DOES NOT ASSUME RESPONSIBILITY FOR ERRORS OR DEVIATIONS IN DESIGN OR ENGINEERING. PROJECT SPECIFIC VERIFICATION IS RECOMMENDED PRIOR TO INSTALLATION.

**BLUESKIN SA SELF-ADHERED WATER RESISTIVE AIR BARRIER**

**THRU-WALL FLASHING**

**DISSIMILAR SUBSTRATE TRANSITIONS  
CONTINUOUS LINTEL/STEEL ANGLE**

SCALE: N.T.S.

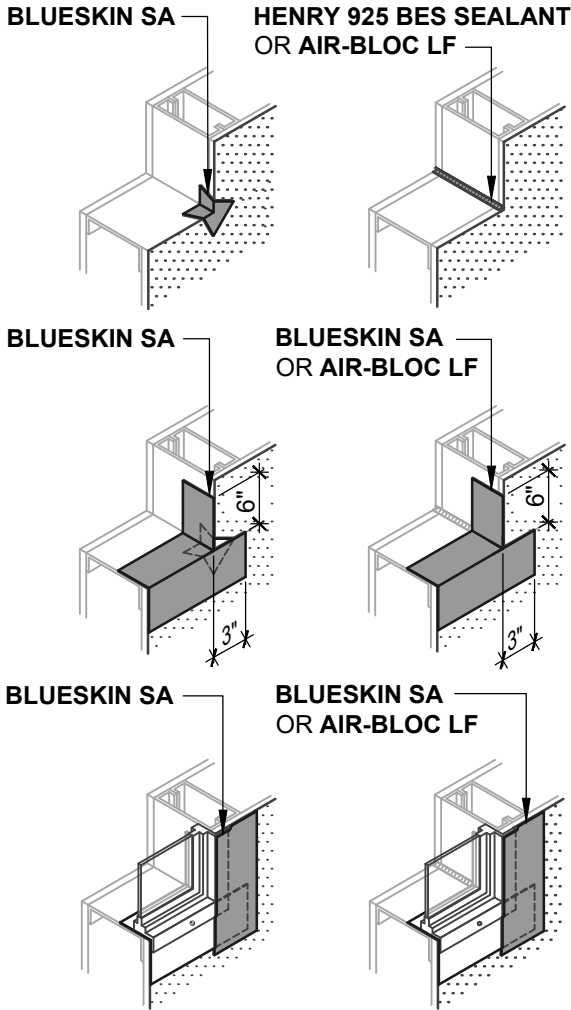
06-30-2020

**BSSA-5A**

**Henry**<sup>®</sup>

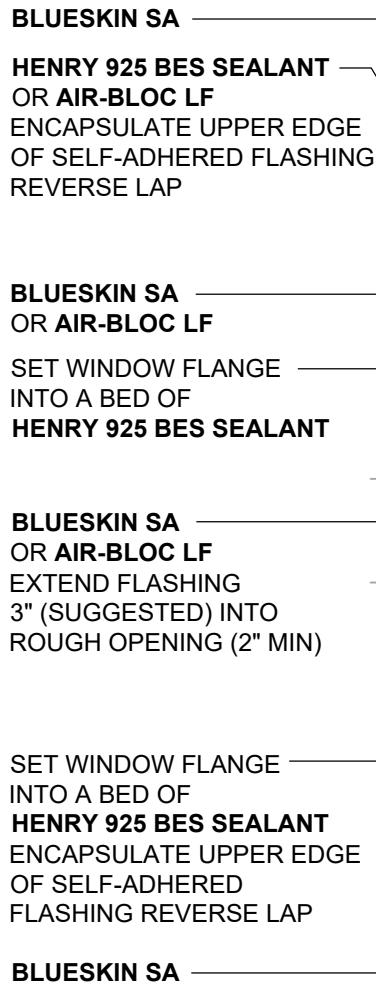
999 N. Pacific Coast Highway, Suite 800  
El Segundo, CA 90245  
800-486-1278 • www.henry.com

**OPTION #1**  
GUSSET



**WINDOW SILL/JAMB FLASHING**  
SEALANT AND GUSSET METHODS

**OPTION #2**  
SEALANT



**ASTM E2112- METHOD A1 (SECTION VIEW)**  
FLASHING INSTALLED AFTER WRB

INSTALL WINDOW PER WINDOW MANUFACTURER REQUIREMENTS (SEALANT AS SPECIFIED BY OTHERS)

**NOTES:**

1. DETAIL SHOWS **BLUESKIN SA SELF-ADHERED WATER RESISTIVE AIR BARRIER**. SUBSTRATE SHOWN IS FOR REFERENCE ONLY. ACCEPTABLE SUBSTRATES INCLUDE PLYWOOD, OSB, CONCRETE, CMU, METAL, AND EXTERIOR GRADE SHEATHING.
2. SELF-ADHERED MEMBRANE PRIMER NOT SHOWN FOR CLARITY.
3. OTHER FLASHING OPTIONS INCLUDE: **BLUESKIN SA LT, BLUESKIN BUTYL FLASH** OR **BLUESKIN METAL CLAD**.
4. HENRY WINDOW FLASHING DETAILS ARE BASED ON ASTM E2112. ACTUAL CONDITIONS MAY VARY. VERIFY PROJECT SPECIFIC WINDOW INSTALLATION REQUIREMENTS AND FLASHING COMPATIBILITY WITH DESIGN PROFESSIONAL.
5. INSTALL **BLUESKIN SA** TO ACHIEVE A CONTINUOUS WATER-RESISTIVE BARRIER (WRB). INSULATION AND CLADDING NOT SHOWN FOR CLARITY.
6. REFER TO PRODUCT SPECIFIC TECHNICAL DATA SHEET (TDS) AND **BLUESKIN SA** GUIDE SPECIFICATION FOR INSTALLATION PROCEDURES.

**Henry**<sup>®</sup>

999 N. Pacific Coast Highway, Suite 800  
El Segundo, CA 90245  
800-486-1278 • www.henry.com

MANUFACTURER GUIDE DETAILS ARE FOR REFERENCE ONLY. HENRY DOES NOT ASSUME RESPONSIBILITY FOR ERRORS OR DEVIATIONS IN DESIGN OR ENGINEERING. PROJECT SPECIFIC VERIFICATION IS RECOMMENDED PRIOR TO INSTALLATION.

**BLUESKIN SA SELF-ADHERED WATER RESISTIVE AIR BARRIER**

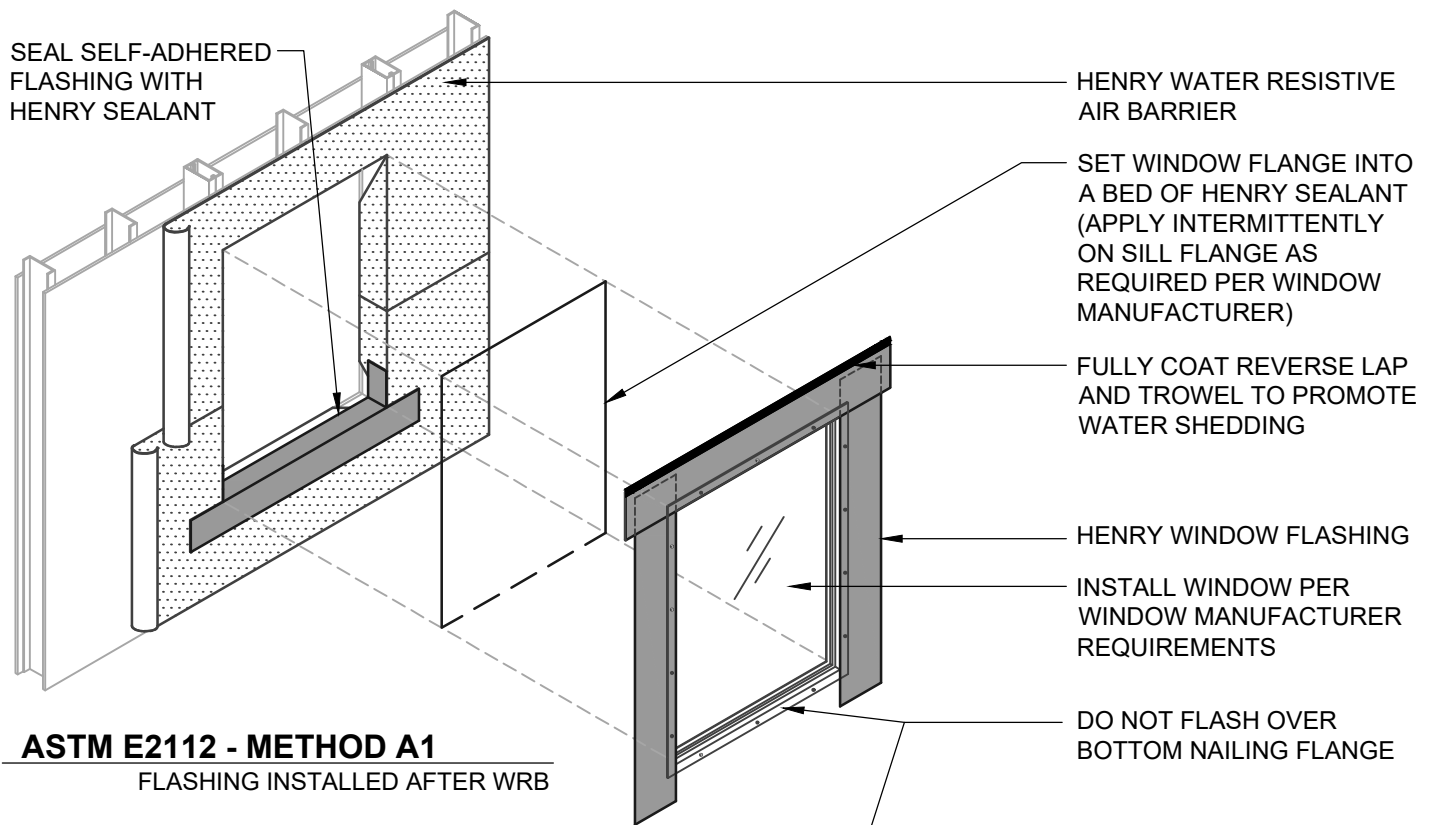
**FLANGED WINDOW**

**ASTM E2112 METHOD A1**  
**FLASHING INSTALLED AFTER WRB**

SCALE: N.T.S.

06-30-2020

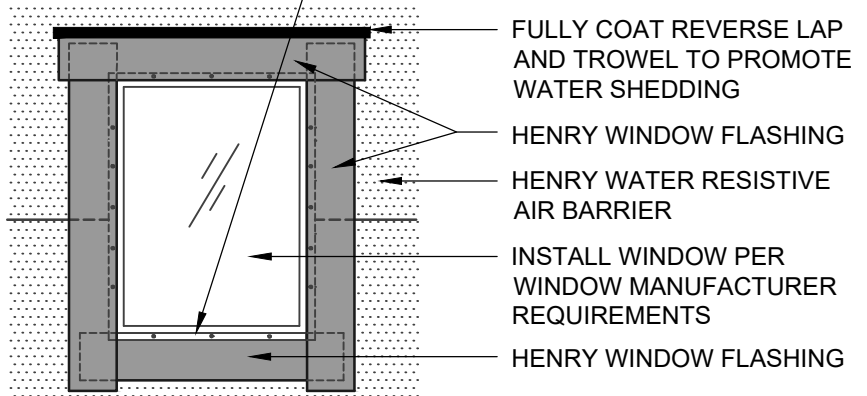
**BSSA-6A1-A**



**ASTM E2112 - METHOD A1**  
FLASHING INSTALLED AFTER WRB

**Henry** WATER RESISTIVE BARRIER (WRB) ASSEMBLY

<b>HENRY WATER RESISTIVE AIR BARRIER</b>
• <b>BLUESKIN SA</b>
<b>HENRY WINDOW FLASHING</b>
• <b>BLUESKIN SA</b>
<b>HENRY SEALANT</b>
• <b>HENRY 925 BES SEALANT</b>
• <b>AIR-BLOC LF</b>



**ASTM E2112 - METHOD A1 (ELEVATION)**  
FLASHING INSTALLED AFTER WRB

**NOTES:**

1. DETAIL SHOWS **BLUESKIN SA SELF-ADHERED WATER RESISTIVE AIR BARRIER**. SUBSTRATE SHOWN IS FOR REFERENCE ONLY. ACCEPTABLE SUBSTRATES INCLUDE PLYWOOD, OSB, CONCRETE, CMU, METAL, AND EXTERIOR GRADE SHEATHING.
2. SELF-ADHERED MEMBRANE PRIMER NOT SHOWN FOR CLARITY.
3. OTHER FLASHING OPTIONS INCLUDE: **BLUESKIN SA LT, BLUESKIN BUTYL FLASH OR BLUESKIN METAL CLAD**.
4. HENRY WINDOW FLASHING DETAILS ARE BASED ON ASTM E2112. ACTUAL CONDITIONS MAY VARY. VERIFY PROJECT SPECIFIC WINDOW INSTALLATION REQUIREMENTS AND FLASHING COMPATIBILITY WITH DESIGN PROFESSIONAL.
5. REFER TO PRODUCT SPECIFIC TECHNICAL DATA SHEET (TDS) AND **BLUESKIN SA** GUIDE SPECIFICATION FOR INSTALLATION PROCEDURES.



999 N. Pacific Coast Highway, Suite 800  
El Segundo, CA 90245  
800-486-1278 • www.henry.com

MANUFACTURER GUIDE DETAILS ARE FOR REFERENCE ONLY. HENRY DOES NOT ASSUME RESPONSIBILITY FOR ERRORS OR DEVIATIONS IN DESIGN OR ENGINEERING. PROJECT SPECIFIC VERIFICATION IS RECOMMENDED PRIOR TO INSTALLATION.

**BLUESKIN SA SELF-ADHERED WATER RESISTIVE AIR BARRIER**

**FLANGED WINDOW**

**ASTM E2112 METHOD A1**  
**FLASHING INSTALLED AFTER WRB**

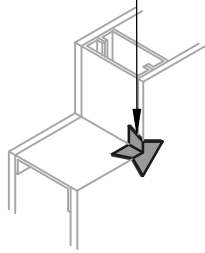
SCALE: N.T.S.

06-30-2020

**BSSA-6A1-B**

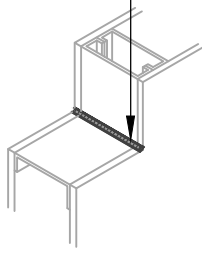
**OPTION #1**  
GUSSET

BLUESKIN SA

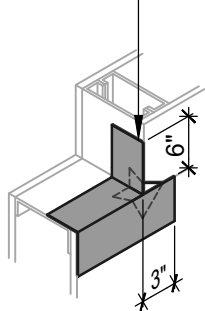


**OPTION #2**  
SEALANT

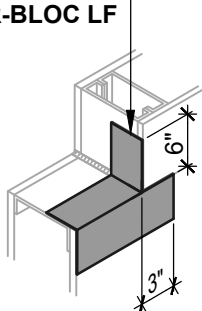
HENRY 925 BES SEALANT  
OR AIR-BLOC LF



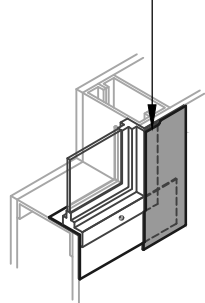
BLUESKIN SA



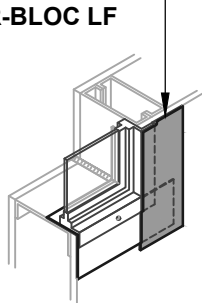
BLUESKIN SA  
OR AIR-BLOC LF



BLUESKIN SA



BLUESKIN SA  
OR AIR-BLOC LF



**WINDOW SILL/JAMB FLASHING**  
SEALANT AND GUSSET METHODS

BLUESKIN SA  
LAP AIR BARRIER 2" ONTO  
FLASHING

BLUESKIN SA  
OR AIR-BLOC LF

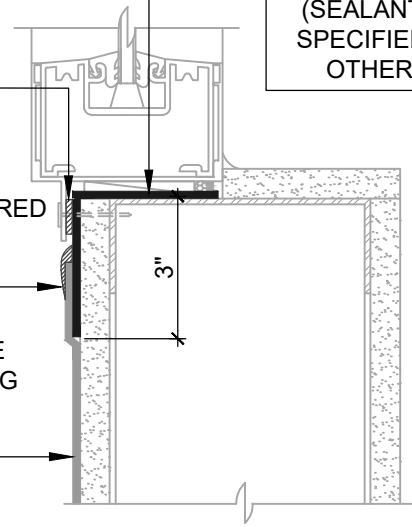
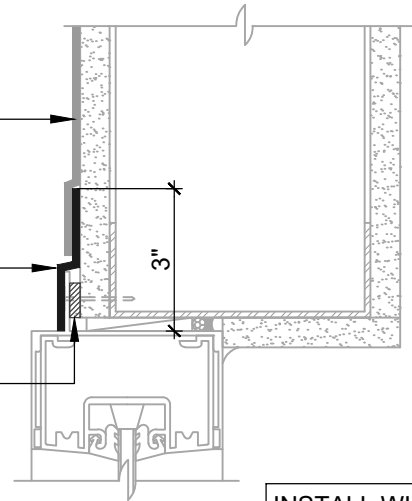
SET WINDOW FLANGE  
INTO A BED OF  
HENRY 925 BES SEALANT

BLUESKIN SA  
OR AIR-BLOC LF  
EXTEND FLASHING  
3" (SUGGESTED) INTO  
ROUGH OPENING (2" MIN)

SET WINDOW FLANGE  
INTO A BED OF  
HENRY 925 BES SEALANT  
APPLY INTERMITTENTLY ON  
SILL FLANGE WHERE REQUIRED  
TO ALLOW DRAINAGE

HENRY 925 BES SEALANT  
OR AIR-BLOC LF  
ENCAPSULATE UPPER EDGE  
OF SELF-ADHERED FLASHING  
REVERSE LAP

BLUESKIN SA  
LAP AIR BARRIER 2" ONTO  
FLASHING



INSTALL WINDOW  
PER WINDOW  
MANUFACTURER  
REQUIREMENTS  
(SEALANT AS  
SPECIFIED BY  
OTHERS)

**ASTM E2112 - METHOD A (SECTION VIEW)**  
FLASHING INSTALLED BEFORE WRB

**NOTES:**

1. DETAIL SHOWS **BLUESKIN SA SELF-ADHERED WATER RESISTIVE AIR BARRIER**. SUBSTRATE SHOWN IS FOR REFERENCE ONLY. ACCEPTABLE SUBSTRATES INCLUDE PLYWOOD, OSB, CONCRETE, CMU, METAL, AND EXTERIOR GRADE SHEATHING.
2. SELF-ADHERED MEMBRANE PRIMER NOT SHOWN FOR CLARITY.
3. OTHER FLASHING OPTIONS INCLUDE: **BLUESKIN SA LT, BLUESKIN BUTYL FLASH** OR **BLUESKIN METAL CLAD**.
4. HENRY WINDOW FLASHING DETAILS ARE BASED ON ASTM E2112. ACTUAL CONDITIONS MAY VARY. VERIFY PROJECT SPECIFIC WINDOW INSTALLATION REQUIREMENTS AND FLASHING COMPATIBILITY WITH DESIGN PROFESSIONAL.
5. INSTALL **BLUESKIN SA** TO ACHIEVE A CONTINUOUS WATER-RESISTIVE BARRIER (WRB). INSULATION AND CLADDING NOT SHOWN FOR CLARITY.
6. REFER TO PRODUCT SPECIFIC TECHNICAL DATA SHEET (TDS) AND **BLUESKIN SA** GUIDE SPECIFICATION FOR INSTALLATION PROCEDURES.

**Henry**<sup>®</sup>

999 N. Pacific Coast Highway, Suite 800  
El Segundo, CA 90245  
800-486-1278 • www.henry.com

MANUFACTURER GUIDE DETAILS ARE FOR REFERENCE ONLY. HENRY DOES NOT ASSUME RESPONSIBILITY FOR ERRORS OR DEVIATIONS IN DESIGN OR ENGINEERING. PROJECT SPECIFIC VERIFICATION IS RECOMMENDED PRIOR TO INSTALLATION.

**BLUESKIN SA SELF-ADHERED WATER RESISTIVE AIR BARRIER**

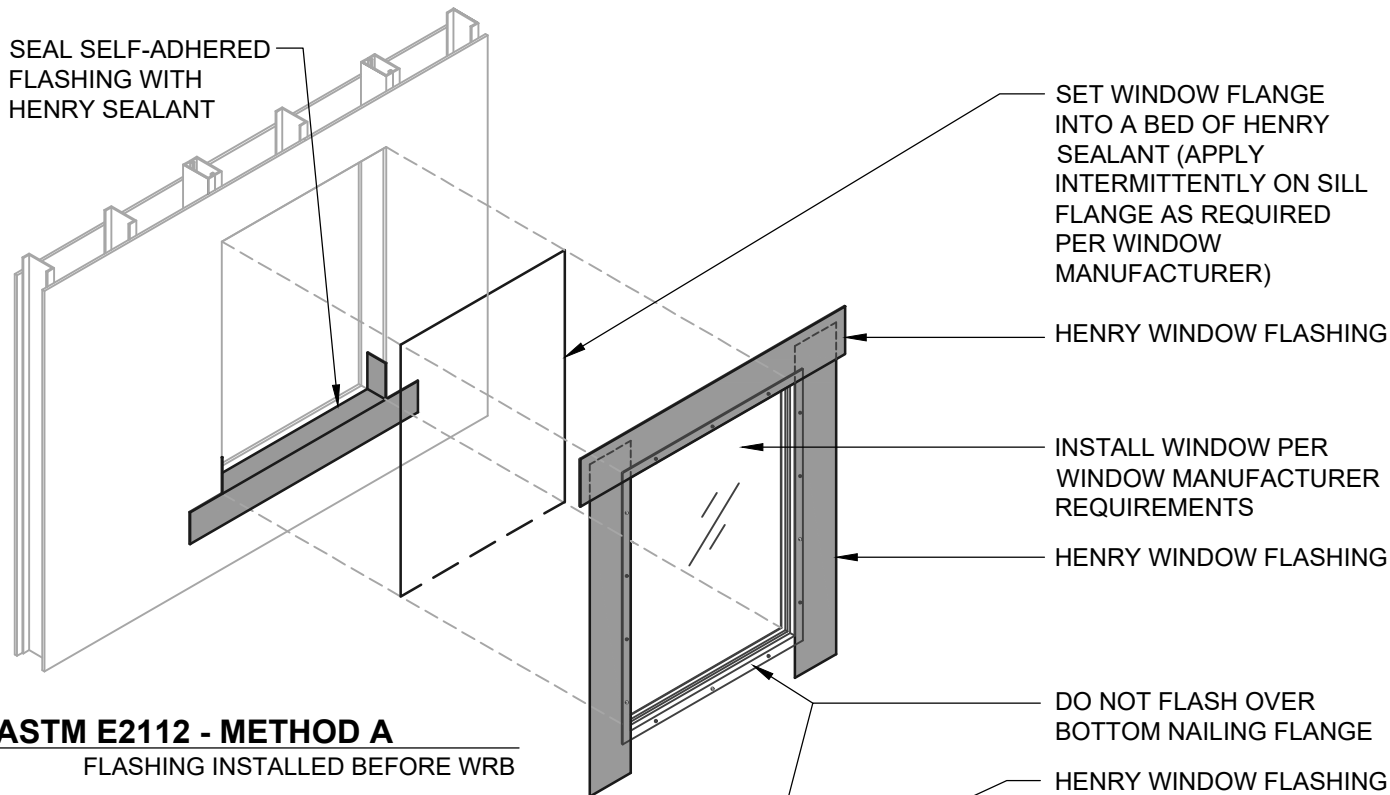
**FLANGED WINDOW**

**ASTM E2112 METHOD A  
FLASHING INSTALLED BEFORE WRB**

SCALE: N.T.S.

06-30-2020

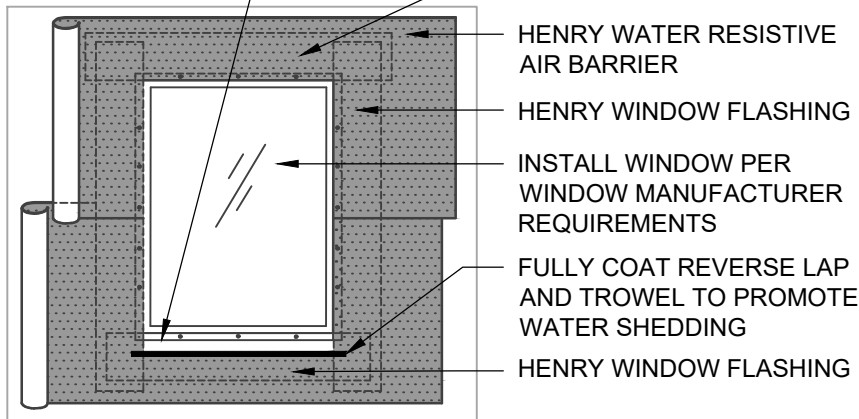
**BSSA-6A-A**



**ASTM E2112 - METHOD A**  
FLASHING INSTALLED BEFORE WRB

**Henry** WATER RESISTIVE BARRIER (WRB) ASSEMBLY

<b>HENRY WATER RESISTIVE AIR BARRIER</b>
• <b>BLUESKIN SA</b>
<b>HENRY WINDOW FLASHING</b>
• <b>BLUESKIN SA</b>
<b>HENRY SEALANT</b>
• <b>HENRY 925 BES SEALANT</b>
• <b>AIR-BLOC LF</b>



**ASTM E2112 - METHOD A (ELEVATION)**  
FLASHING INSTALLED BEFORE WRB

**NOTES:**

1. DETAIL SHOWS **BLUESKIN SA SELF-ADHERED WATER RESISTIVE AIR BARRIER**. SUBSTRATE SHOWN IS FOR REFERENCE ONLY. ACCEPTABLE SUBSTRATES INCLUDE PLYWOOD, OSB, CONCRETE, CMU, METAL, AND EXTERIOR GRADE SHEATHING.
2. SELF-ADHERED MEMBRANE PRIMER NOT SHOWN FOR CLARITY.
3. OTHER FLASHING OPTIONS INCLUDE: **BLUESKIN SA LT, BLUESKIN BUTYL FLASH OR BLUESKIN METAL CLAD**.
4. HENRY WINDOW FLASHING DETAILS ARE BASED ON ASTM E2112. ACTUAL CONDITIONS MAY VARY. VERIFY PROJECT SPECIFIC WINDOW INSTALLATION REQUIREMENTS AND FLASHING COMPATIBILITY WITH DESIGN PROFESSIONAL.
5. REFER TO PRODUCT SPECIFIC TECHNICAL DATA SHEET (TDS) AND **BLUESKIN SA** GUIDE SPECIFICATION FOR INSTALLATION PROCEDURES.



999 N. Pacific Coast Highway, Suite 800  
El Segundo, CA 90245  
800-486-1278 • www.henry.com

MANUFACTURER GUIDE DETAILS ARE FOR REFERENCE ONLY. HENRY DOES NOT ASSUME RESPONSIBILITY FOR ERRORS OR DEVIATIONS IN DESIGN OR ENGINEERING. PROJECT SPECIFIC VERIFICATION IS RECOMMENDED PRIOR TO INSTALLATION.

**BLUESKIN SA SELF-ADHERED WATER RESISTIVE AIR BARRIER**

**FLANGED WINDOW**

**ASTM E2112 METHOD A  
FLASHING INSTALLED BEFORE WRB**

SCALE: N.T.S. 06-30-2020

**BSSA-6A-B**

**OPTION #1**

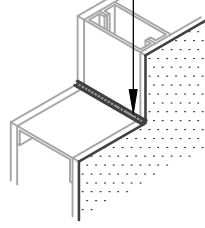
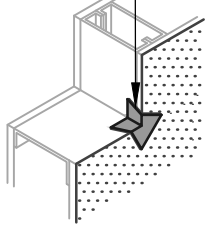
GUSSET

**OPTION #2**

SEALANT

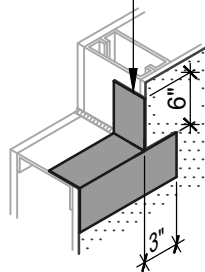
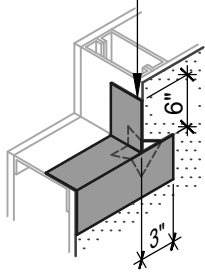
BLUESKIN SA

HENRY 925 BES SEALANT  
OR AIR-BLOC LF



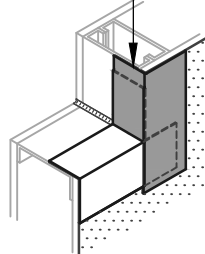
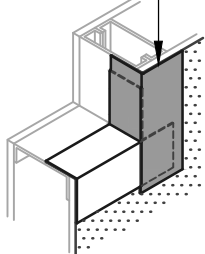
BLUESKIN SA

BLUESKIN SA  
OR AIR-BLOC LF



BLUESKIN SA

BLUESKIN SA  
OR AIR-BLOC LF

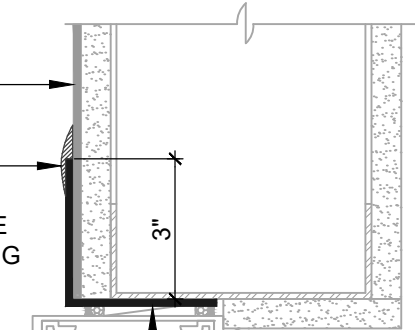


**WINDOW SILL/JAMB FLASHING**

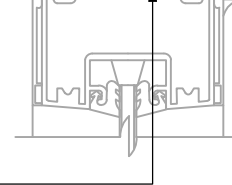
SEALANT AND GUSSET METHODS

BLUESKIN SA

HENRY 925 BES SEALANT  
OR AIR-BLOC LF  
ENCAPSULATE UPPER EDGE  
OF SELF-ADHERED FLASHING  
REVERSE LAP

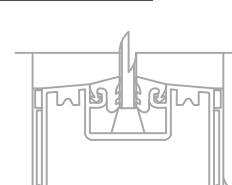


BLUESKIN SA  
OR AIR-BLOC LF  
EXTEND FLASHING  
3" (SUGGESTED) INTO  
ROUGH OPENING (2" MIN)

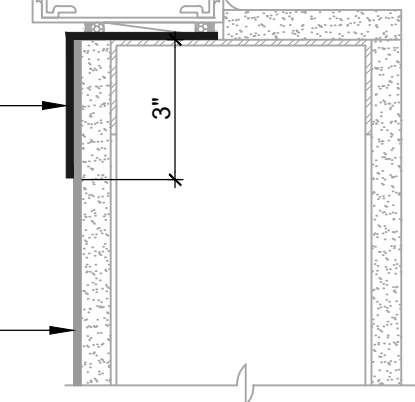


INSTALL WINDOW  
PER WINDOW  
MANUFACTURER  
REQUIREMENTS  
(SEALANT AS  
SPECIFIED BY  
OTHERS)

BLUESKIN SA  
OR AIR-BLOC LF  
EXTEND FLASHING  
3" (SUGGESTED) INTO  
ROUGH OPENING (2" MIN)



BLUESKIN SA



**ASTM E2112- METHOD B1 (SECTION VIEW)**

FLASHING INSTALLED AFTER WRB

NOTES:

1. DETAIL SHOWS **BLUESKIN SA SELF-ADHERED WATER RESISTIVE AIR BARRIER**. SUBSTRATE SHOWN IS FOR REFERENCE ONLY. ACCEPTABLE SUBSTRATES INCLUDE PLYWOOD, OSB, CONCRETE, CMU, METAL, AND EXTERIOR GRADE SHEATHING.
2. SELF-ADHERED MEMBRANE PRIMER NOT SHOWN FOR CLARITY.
3. OTHER FLASHING OPTIONS INCLUDE: **BLUESKIN SA LT, BLUESKIN BUTYL FLASH OR BLUESKIN METAL CLAD**.
4. HENRY WINDOW FLASHING DETAILS ARE BASED ON ASTM E2112. ACTUAL CONDITIONS MAY VARY. VERIFY PROJECT SPECIFIC WINDOW INSTALLATION REQUIREMENTS AND FLASHING COMPATIBILITY WITH DESIGN PROFESSIONAL.
5. INSTALL **BLUESKIN SA** TO ACHIEVE A CONTINUOUS WATER-RESISTIVE BARRIER (WRB). INSULATION AND CLADDING NOT SHOWN FOR CLARITY.
6. REFER TO PRODUCT SPECIFIC TECHNICAL DATA SHEET (TDS) AND **BLUESKIN SA** GUIDE SPECIFICATION FOR INSTALLATION PROCEDURES.



999 N. Pacific Coast Highway, Suite 800  
El Segundo, CA 90245  
800-486-1278 • www.henry.com

MANUFACTURER GUIDE DETAILS ARE FOR REFERENCE ONLY. HENRY DOES NOT ASSUME RESPONSIBILITY FOR ERRORS OR DEVIATIONS IN DESIGN OR ENGINEERING. PROJECT SPECIFIC VERIFICATION IS RECOMMENDED PRIOR TO INSTALLATION.

**BLUESKIN SA SELF-ADHERED WATER RESISTIVE AIR BARRIER**

**NON-FLANGED WINDOW**

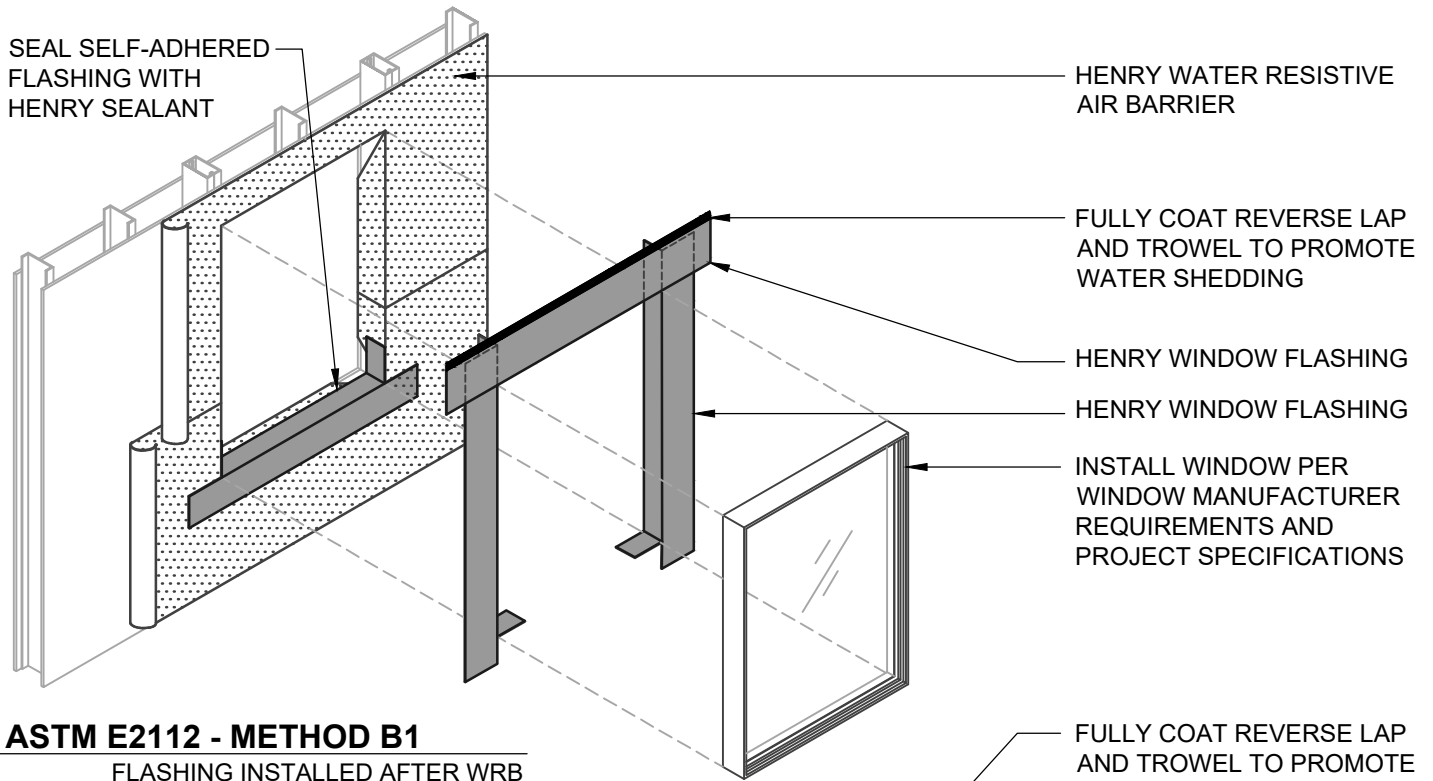
**ASTM E2112 METHOD B1  
FLASHING INSTALLED AFTER WRB**

SCALE: N.T.S.

06-30-2020

**BSSA-6B1-A**

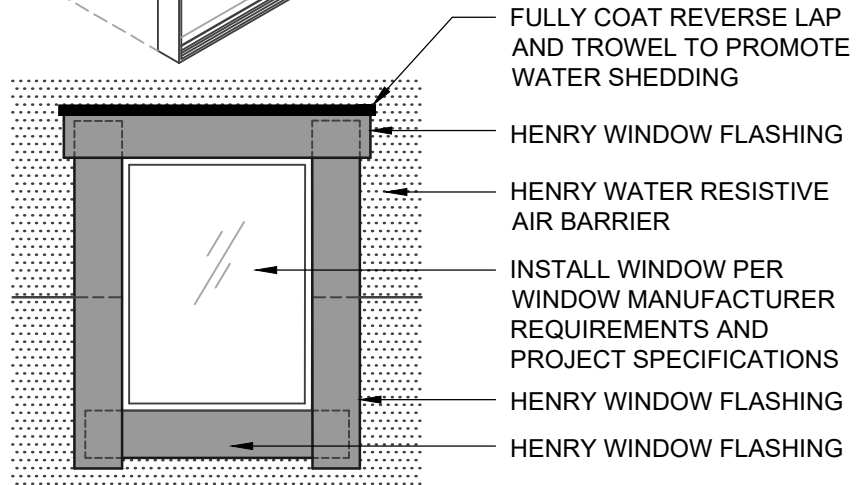




**ASTM E2112 - METHOD B1**  
FLASHING INSTALLED AFTER WRB

**Henry** WATER RESISTIVE BARRIER (WRB) ASSEMBLY

<b>HENRY WATER RESISTIVE AIR BARRIER</b>
• BLUESKIN SA
<b>HENRY WINDOW FLASHING</b>
• BLUESKIN SA
<b>HENRY SEALANT</b>
• HENRY 925 BES SEALANT
• AIR-BLOC LF



**ASTM E2112 - METHOD B1 (ELEVATION)**  
FLASHING INSTALLED AFTER WRB

**NOTES:**

1. DETAIL SHOWS **BLUESKIN SA SELF-ADHERED WATER RESISTIVE AIR BARRIER**. SUBSTRATE SHOWN IS FOR REFERENCE ONLY. ACCEPTABLE SUBSTRATES INCLUDE PLYWOOD, OSB, CONCRETE, CMU, METAL, AND EXTERIOR GRADE SHEATHING.
2. SELF-ADHERED MEMBRANE PRIMER NOT SHOWN FOR CLARITY.
3. OTHER FLASHING OPTIONS INCLUDE: **BLUESKIN SA LT, BLUESKIN BUTYL FLASH OR BLUESKIN METAL CLAD**.
4. HENRY WINDOW FLASHING DETAILS ARE BASED ON ASTM E2112. ACTUAL CONDITIONS MAY VARY. VERIFY PROJECT SPECIFIC WINDOW INSTALLATION REQUIREMENTS AND FLASHING COMPATIBILITY WITH DESIGN PROFESSIONAL.
5. REFER TO PRODUCT SPECIFIC TECHNICAL DATA SHEET (TDS) AND **BLUESKIN SA GUIDE SPECIFICATION** FOR INSTALLATION PROCEDURES.



999 N. Pacific Coast Highway, Suite 800  
El Segundo, CA 90245  
800-486-1278 • www.henry.com

MANUFACTURER GUIDE DETAILS ARE FOR REFERENCE ONLY. HENRY DOES NOT ASSUME RESPONSIBILITY FOR ERRORS OR DEVIATIONS IN DESIGN OR ENGINEERING. PROJECT SPECIFIC VERIFICATION IS RECOMMENDED PRIOR TO INSTALLATION.

**BLUESKIN SA SELF-ADHERED WATER RESISTIVE AIR BARRIER**

**NON-FLANGED WINDOW**

**ASTM E2112 METHOD B1  
FLASHING INSTALLED AFTER WRB**

SCALE: N.T.S.

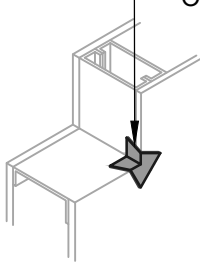
06-30-2020

**BSSA-6B1-B**

**OPTION #1**

GUSSET

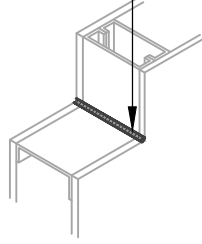
BLUESKIN SA



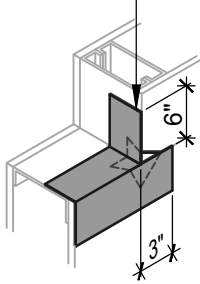
**OPTION #2**

SEALANT

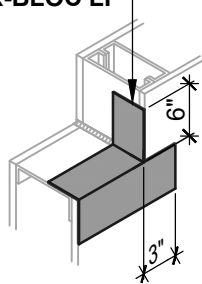
HENRY 925 BES SEALANT OR AIR-BLOC LF



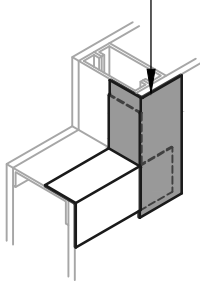
BLUESKIN SA



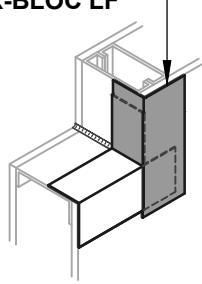
BLUESKIN SA OR AIR-BLOC LF



BLUESKIN SA



BLUESKIN SA OR AIR-BLOC LF



**WINDOW SILL/JAMB FLASHING**

SEALANT AND GUSSET METHODS

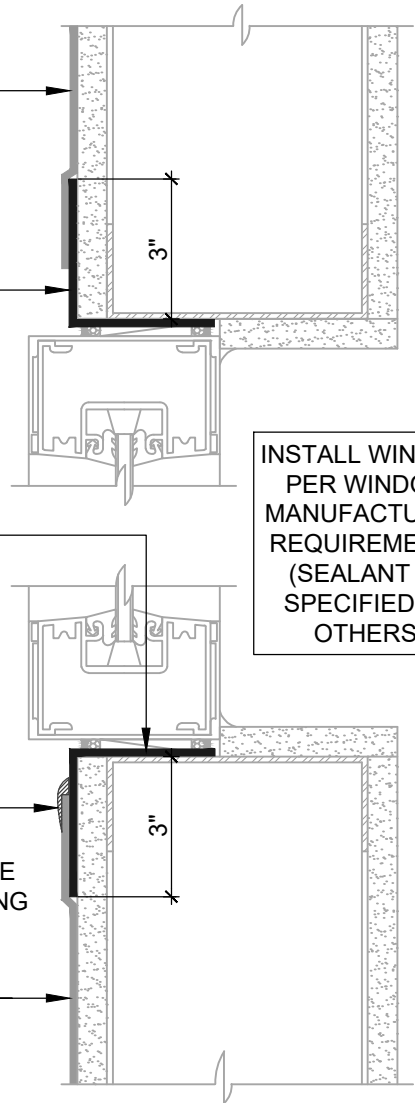
BLUESKIN SA  
LAP AIR BARRIER 2" ONTO  
FLASHING

BLUESKIN SA  
OR AIR-BLOC LF  
EXTEND FLASHING  
3" (SUGGESTED) INTO  
ROUGH OPENING (2" MIN)

BLUESKIN SA  
OR AIR-BLOC LF  
EXTEND FLASHING  
3" (SUGGESTED) INTO  
ROUGH OPENING (2" MIN)

HENRY 925 BES SEALANT  
OR AIR-BLOC LF  
ENCAPSULATE UPPER EDGE OF  
SELF-ADHERED FLASHING  
REVERSE LAP

BLUESKIN SA  
LAP AIR BARRIER 2" ONTO  
FLASHING



INSTALL WINDOW  
PER WINDOW  
MANUFACTURER  
REQUIREMENTS  
(SEALANT AS  
SPECIFIED BY  
OTHERS)

**ASTM E2112- METHOD B (SECTION VIEW)**

FLASHING INSTALLED BEFORE WRB

**NOTES:**

1. DETAIL SHOWS **BLUESKIN SA SELF-ADHERED WATER RESISTIVE AIR BARRIER**. SUBSTRATE SHOWN IS FOR REFERENCE ONLY. ACCEPTABLE SUBSTRATES INCLUDE PLYWOOD, OSB, CONCRETE, CMU, METAL, AND EXTERIOR GRADE SHEATHING.
2. SELF-ADHERED MEMBRANE PRIMER NOT SHOWN FOR CLARITY.
3. OTHER FLASHING OPTIONS INCLUDE: **BLUESKIN SA LT, BLUESKIN BUTYL FLASH** OR **BLUESKIN METAL CLAD**.
4. HENRY WINDOW FLASHING DETAILS ARE BASED ON ASTM E2112. ACTUAL CONDITIONS MAY VARY. VERIFY PROJECT SPECIFIC WINDOW INSTALLATION REQUIREMENTS AND FLASHING COMPATIBILITY WITH DESIGN PROFESSIONAL.
5. INSTALL **BLUESKIN SA** TO ACHIEVE A CONTINUOUS WATER-RESISTIVE BARRIER (WRB). INSULATION AND CLADDING NOT SHOWN FOR CLARITY.
6. REFER TO PRODUCT SPECIFIC TECHNICAL DATA SHEET (TDS) AND **BLUESKIN SA** GUIDE SPECIFICATION FOR INSTALLATION PROCEDURES.



999 N. Pacific Coast Highway, Suite 800  
El Segundo, CA 90245  
800-486-1278 • www.henry.com

MANUFACTURER GUIDE DETAILS ARE FOR REFERENCE ONLY. HENRY DOES NOT ASSUME RESPONSIBILITY FOR ERRORS OR DEVIATIONS IN DESIGN OR ENGINEERING. PROJECT SPECIFIC VERIFICATION IS RECOMMENDED PRIOR TO INSTALLATION.

**BLUESKIN SA SELF-ADHERED WATER RESISTIVE AIR BARRIER**

**NON-FLANGED WINDOW**

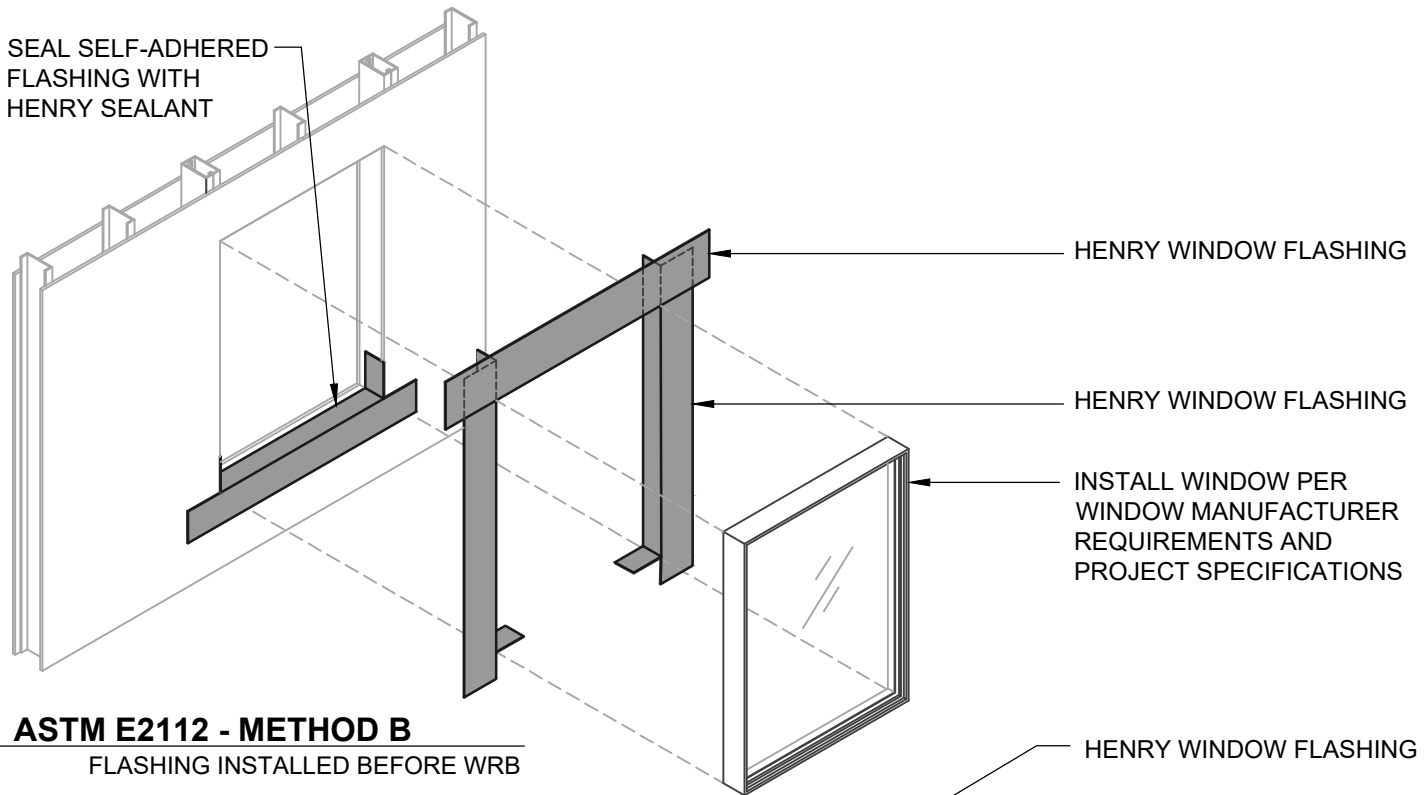
**ASTM E2112 METHOD B  
FLASHING INSTALLED BEFORE WRB**

SCALE: N.T.S.

06-30-2020

**BSSA-6B-A**

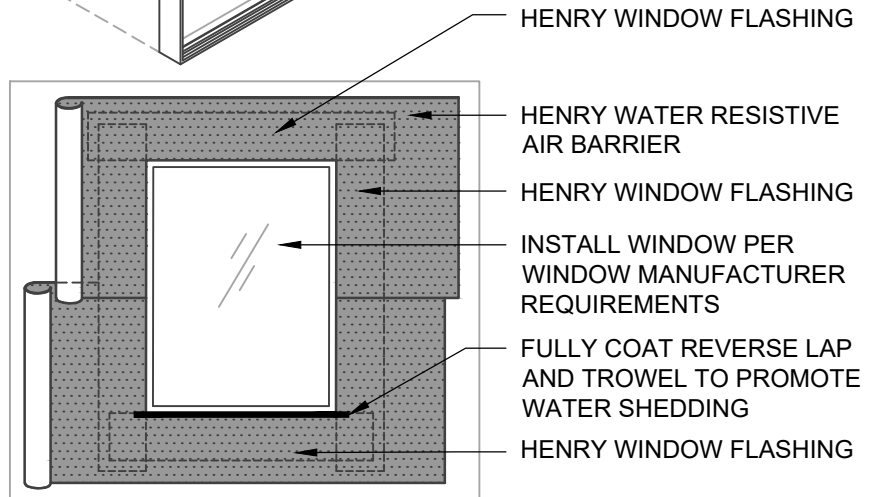




**ASTM E2112 - METHOD B**  
FLASHING INSTALLED BEFORE WRB

**Henry** WATER RESISTIVE BARRIER (WRB) ASSEMBLY

<b>HENRY WATER RESISTIVE AIR BARRIER</b>
• <b>BLUESKIN SA</b>
<b>HENRY WINDOW FLASHING</b>
• <b>BLUESKIN SA</b>
<b>HENRY SEALANT</b>
• <b>HENRY 925 BES SEALANT</b> • <b>AIR-BLOC LF</b>



**ASTM E2112 - METHOD B (ELEVATION)**  
FLASHING INSTALLED BEFORE WRB

NOTES:

1. DETAIL SHOWS **BLUESKIN SA SELF-ADHERED WATER RESISTIVE AIR BARRIER**. SUBSTRATE SHOWN IS FOR REFERENCE ONLY. ACCEPTABLE SUBSTRATES INCLUDE PLYWOOD, OSB, CONCRETE, CMU, METAL, AND EXTERIOR GRADE SHEATHING.
2. SELF-ADHERED MEMBRANE PRIMER NOT SHOWN FOR CLARITY.
3. OTHER FLASHING OPTIONS INCLUDE: **BLUESKIN SA LT, BLUESKIN BUTYL FLASH OR BLUESKIN METAL CLAD**.
4. HENRY WINDOW FLASHING DETAILS ARE BASED ON ASTM E2112. ACTUAL CONDITIONS MAY VARY. VERIFY PROJECT SPECIFIC WINDOW INSTALLATION REQUIREMENTS AND FLASHING COMPATIBILITY WITH DESIGN PROFESSIONAL.
5. REFER TO PRODUCT SPECIFIC TECHNICAL DATA SHEET (TDS) AND **BLUESKIN SA** GUIDE SPECIFICATION FOR INSTALLATION PROCEDURES.



999 N. Pacific Coast Highway, Suite 800  
El Segundo, CA 90245  
800-486-1278 • www.henry.com

MANUFACTURER GUIDE DETAILS ARE FOR REFERENCE ONLY. HENRY DOES NOT ASSUME RESPONSIBILITY FOR ERRORS OR DEVIATIONS IN DESIGN OR ENGINEERING. PROJECT SPECIFIC VERIFICATION IS RECOMMENDED PRIOR TO INSTALLATION.

**BLUESKIN SA SELF-ADHERED WATER RESISTIVE AIR BARRIER**

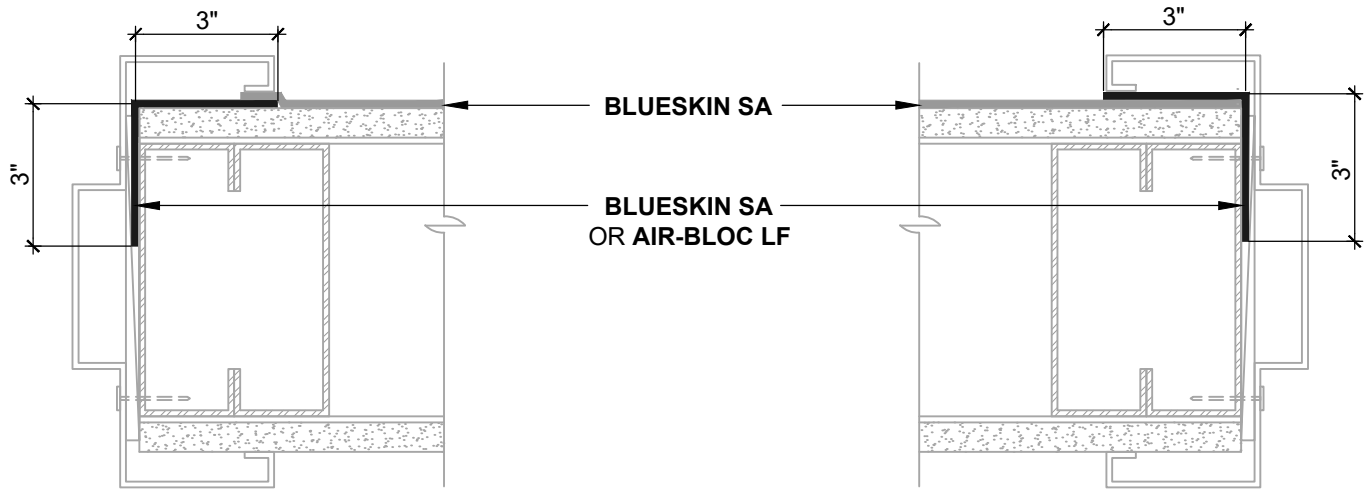
**NON-FLANGED WINDOW**

**ASTM E2112 METHOD B  
FLASHING INSTALLED BEFORE WRB**

SCALE: N.T.S.

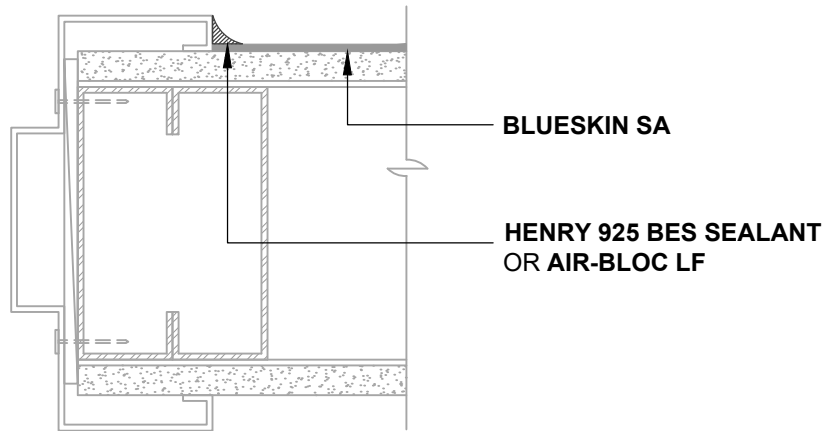
06-30-2020

**BSSA-6B-B**



**ASTM E2112- METHOD B1 (PLAN VIEW)**  
FLASHING INSTALLED BEFORE WRB

**ASTM E2112- METHOD B1 (PLAN VIEW)**  
FLASHING INSTALLED AFTER WRB



**ASTM E2112- METHOD A (PLAN VIEW)**  
WRB INSTALLED AFTER DOOR FRAME

**NOTES:**

1. DETAIL SHOWS **BLUESKIN SA SELF-ADHERED WATER RESISTIVE AIR BARRIER**. SUBSTRATE SHOWN IS FOR REFERENCE ONLY. ACCEPTABLE SUBSTRATES INCLUDE PLYWOOD, OSB, CONCRETE, CMU, METAL, AND EXTERIOR GRADE SHEATHING.
2. SELF-ADHERED MEMBRANE PRIMER NOT SHOWN FOR CLARITY.
3. OTHER FLASHING OPTIONS INCLUDE: **BLUESKIN SA LT, BLUESKIN BUTYL FLASH OR BLUESKIN METAL CLAD**.
4. HENRY WINDOW FLASHING DETAILS ARE BASED ON ASTM E2112. ACTUAL CONDITIONS MAY VARY. VERIFY PROJECT SPECIFIC WINDOW INSTALLATION REQUIREMENTS AND FLASHING COMPATIBILITY WITH DESIGN PROFESSIONAL.
5. INSTALL **BLUESKIN SA** TO ACHIEVE A CONTINUOUS WATER-RESISTIVE BARRIER (WRB). INSULATION AND CLADDING NOT SHOWN FOR CLARITY. REFER TO LOCAL CODE ORDINANCES FOR INSULATION AND VAPOR BARRIER REQUIREMENTS.
6. REFER TO PRODUCT SPECIFIC TECHNICAL DATA SHEET (TDS) AND **BLUESKIN SA** GUIDE SPECIFICATION FOR INSTALLATION PROCEDURES.

**Henry**<sup>®</sup>

999 N. Pacific Coast Highway, Suite 800  
El Segundo, CA 90245  
800-486-1278 • www.henry.com

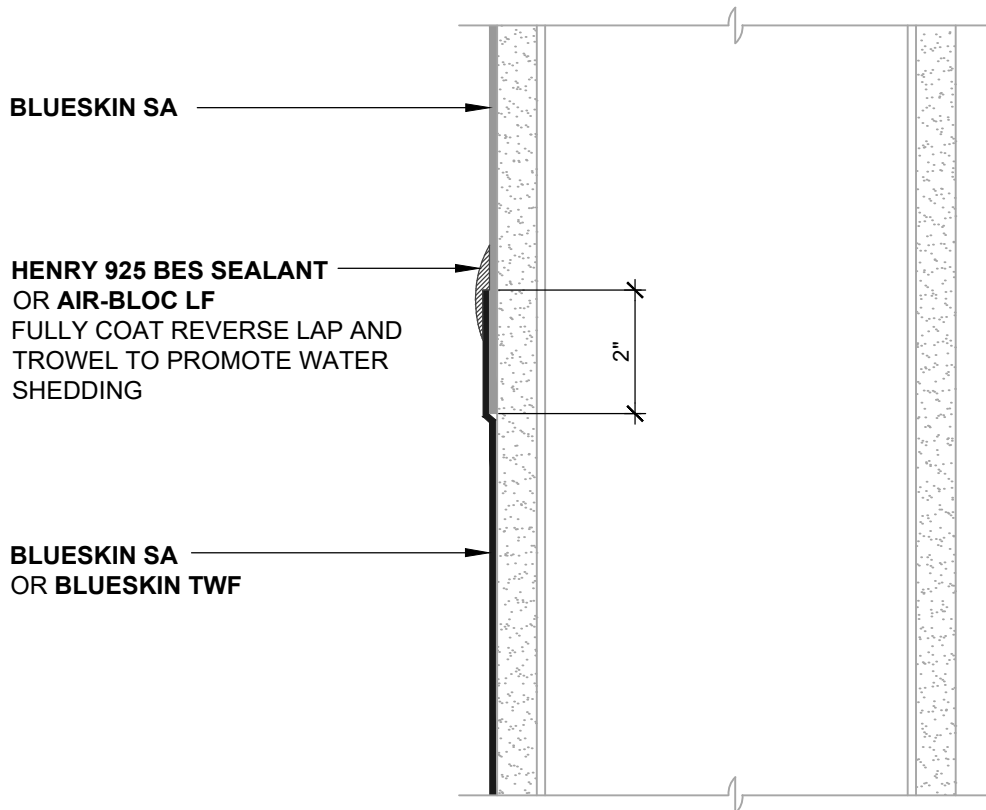
MANUFACTURER GUIDE DETAILS ARE FOR REFERENCE ONLY. HENRY DOES NOT ASSUME RESPONSIBILITY FOR ERRORS OR DEVIATIONS IN DESIGN OR ENGINEERING. PROJECT SPECIFIC VERIFICATION IS RECOMMENDED PRIOR TO INSTALLATION.

**BLUESKIN SA SELF-ADHERED WATER RESISTIVE AIR BARRIER**

**DOOR JAMB**  
**TYPICAL JAMB FLASHING OPTIONS**  
**HOLLOW METAL DOOR JAMB**

SCALE: N.T.S. 06-30-2020

**BSSA-6C**



**REVERSE LAPS (SECTION VIEW)**  
FLASHING INSTALLED AFTER WRB

**NOTES:**

1. DETAIL SHOWS **BLUESKIN SA SELF-ADHERED WATER RESISTIVE AIR BARRIER**. SUBSTRATE SHOWN IS FOR REFERENCE ONLY. ACCEPTABLE SUBSTRATES INCLUDE PLYWOOD, OSB, CONCRETE, CMU, METAL, AND EXTERIOR GRADE SHEATHING.
2. SELF-ADHERED MEMBRANE PRIMER NOT SHOWN FOR CLARITY.
3. OTHER FLASHING OPTIONS INCLUDE: **BLUESKIN SA LT, BLUESKIN BUTYL FLASH OR BLUESKIN METAL CLAD**.
4. INSTALL **BLUESKIN SA** TO ACHIEVE A CONTINUOUS WATER-RESISTIVE BARRIER (WRB). INSULATION AND CLADDING NOT SHOWN FOR CLARITY. REFER TO LOCAL CODE ORDINANCES FOR INSULATION AND VAPOR BARRIER REQUIREMENTS.
5. REFER TO PRODUCT SPECIFIC TECHNICAL DATA SHEET (TDS) AND **BLUESKIN SA** GUIDE SPECIFICATION FOR INSTALLATION PROCEDURES.

**Henry**<sup>®</sup>

999 N. Pacific Coast Highway, Suite 800  
El Segundo, CA 90245  
800-486-1278 • www.henry.com

MANUFACTURER GUIDE DETAILS ARE FOR REFERENCE ONLY. HENRY DOES NOT ASSUME RESPONSIBILITY FOR ERRORS OR DEVIATIONS IN DESIGN OR ENGINEERING. PROJECT SPECIFIC VERIFICATION IS RECOMMENDED PRIOR TO INSTALLATION.

**BLUESKIN SA SELF-ADHERED WATER RESISTIVE AIR BARRIER**

**REVERSE LAP**  
**SELF-ADHERED FLASHING**  
**LAPPING ONTO BLUESKIN SA**

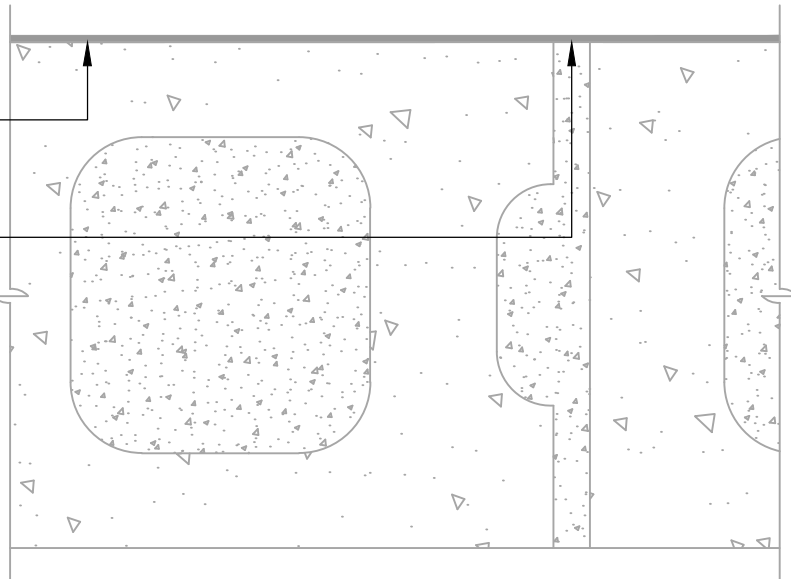
SCALE: N.T.S.

06-30-2020

**BSSA-7A**

**BLUESKIN SA**

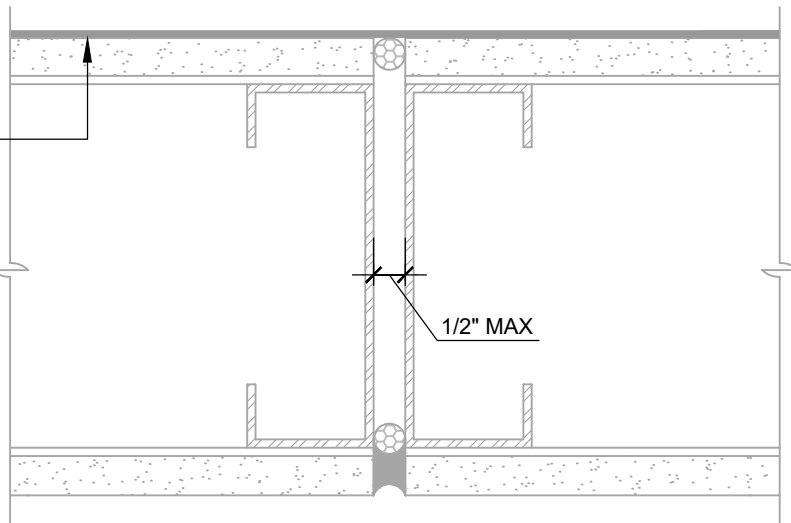
FILL GROUT AND STRIKE  
MORTAR FULL AND FLUSH  
WITH FACE OF BLOCK  
(SEE NOTE #2)



**CMU MORTAR JOINTS (PLAN VIEW)**

STRIKE MORTAR FULL AND FLUSH

**BLUESKIN SA**



**GAPS UP TO 1/2" MAX (PLAN VIEW)**

FLASHING INSTALLED BEFORE WRB

**NOTES:**

1. DETAIL SHOWS **BLUESKIN SA SELF-ADHERED WATER RESISTIVE AIR BARRIER**. SUBSTRATE SHOWN IS FOR REFERENCE ONLY. ACCEPTABLE SUBSTRATES INCLUDE PLYWOOD, OSB, CONCRETE, CMU, METAL, AND EXTERIOR GRADE SHEATHING.
2. FILL GROUT AND STRIKE CMU JOINTS FULL AND FLUSH TO CREATE A CONTINUOUS SUBSTRATE. REFER TO PRODUCT SPECIFIC TECHNICAL DATA SHEET FOR CURE TIME PRIOR TO AIR BARRIER INSTALLATION.
3. SELF-ADHERED MEMBRANE PRIMER NOT SHOWN FOR CLARITY.
4. INSTALL **BLUESKIN SA** TO ACHIEVE A CONTINUOUS WATER-RESISTIVE BARRIER (WRB). INSULATION AND CLADDING NOT SHOWN FOR CLARITY.
5. REFER TO PRODUCT SPECIFIC TECHNICAL DATA SHEET (TDS) AND **BLUESKIN SA** GUIDE SPECIFICATION FOR INSTALLATION PROCEDURES.

**Henry**<sup>®</sup>

999 N. Pacific Coast Highway, Suite 800  
El Segundo, CA 90245  
800-486-1278 • www.henry.com

MANUFACTURER GUIDE DETAILS ARE FOR REFERENCE ONLY. HENRY DOES NOT ASSUME RESPONSIBILITY FOR ERRORS OR DEVIATIONS IN DESIGN OR ENGINEERING. PROJECT SPECIFIC VERIFICATION IS RECOMMENDED PRIOR TO INSTALLATION.

**BLUESKIN SA SELF-ADHERED WATER RESISTIVE AIR BARRIER**

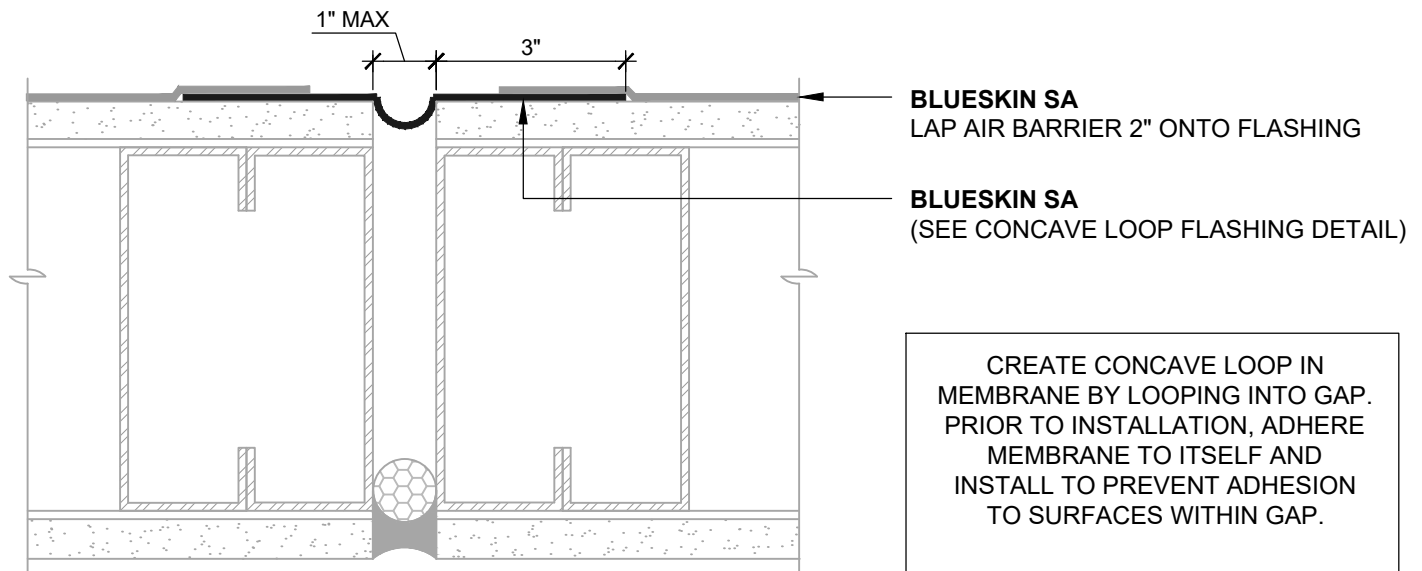
**NON-MOVING JOINTS**

**CMU MORTAR JOINTS AND  
SUBSTRATE GAPS UP TO 1/2" WIDE MAXIMUM**

SCALE: N.T.S.

06-30-2020

**BSSA-8A**

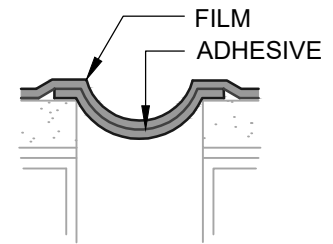


**GAPS UP TO 1" MAX (PLAN VIEW)**  
FLASHING INSTALLED BEFORE WRB

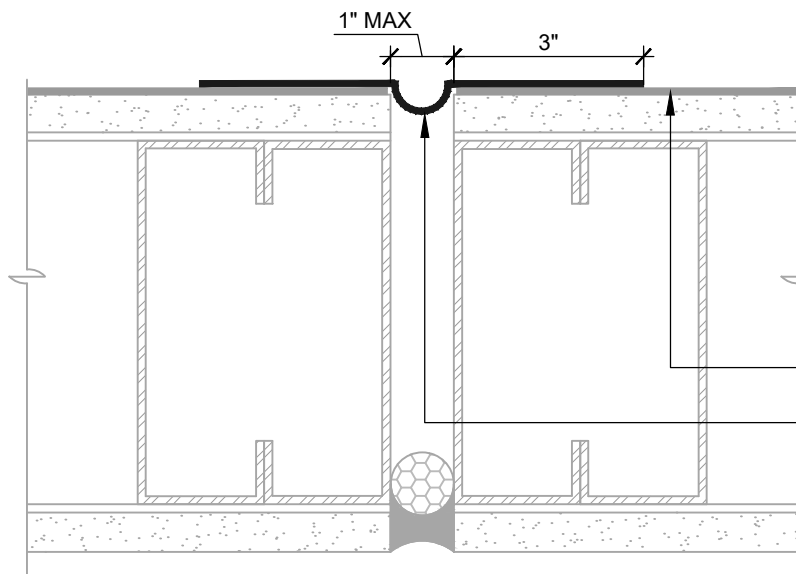
**BLUESKIN SA**  
LAP AIR BARRIER 2" ONTO FLASHING

**BLUESKIN SA**  
(SEE CONCAVE LOOP FLASHING DETAIL)

CREATE CONCAVE LOOP IN MEMBRANE BY LOOPING INTO GAP. PRIOR TO INSTALLATION, ADHERE MEMBRANE TO ITSELF AND INSTALL TO PREVENT ADHESION TO SURFACES WITHIN GAP.



**CONCAVE LOOP FLASHING**  
"SIAMESE" FLASHING



**GAPS UP TO 1" MAX (PLAN VIEW)**  
FLASHING INSTALLED AFTER WRB

**BLUESKIN SA**

**BLUESKIN SA**  
(SEE CONCAVE LOOP FLASHING DETAIL)

**NOTES:**

1. DETAIL SHOWS **BLUESKIN SA SELF-ADHERED WATER RESISTIVE AIR BARRIER**. SUBSTRATE SHOWN IS FOR REFERENCE ONLY. ACCEPTABLE SUBSTRATES INCLUDE PLYWOOD, OSB, CONCRETE, CMU, METAL, AND EXTERIOR GRADE SHEATHING.
2. SELF-ADHERED MEMBRANE PRIMER NOT SHOWN FOR CLARITY.
3. OTHER FLASHING OPTIONS INCLUDE: **BLUESKIN SA LT, BLUESKIN BUTYL FLASH OR BLUESKIN METAL CLAD**.
4. INSTALL **BLUESKIN SA** TO ACHIEVE A CONTINUOUS WATER-RESISTIVE BARRIER (WRB). INSULATION AND CLADDING NOT SHOWN FOR CLARITY.
5. REFER TO PRODUCT SPECIFIC TECHNICAL DATA SHEET (TDS) AND **BLUESKIN SA** GUIDE SPECIFICATION FOR INSTALLATION PROCEDURES.

MANUFACTURER GUIDE DETAILS ARE FOR REFERENCE ONLY. HENRY DOES NOT ASSUME RESPONSIBILITY FOR ERRORS OR DEVIATIONS IN DESIGN OR ENGINEERING. PROJECT SPECIFIC VERIFICATION IS RECOMMENDED PRIOR TO INSTALLATION.

**BLUESKIN SA SELF-ADHERED WATER RESISTIVE AIR BARRIER**

**NON-MOVING JOINTS**

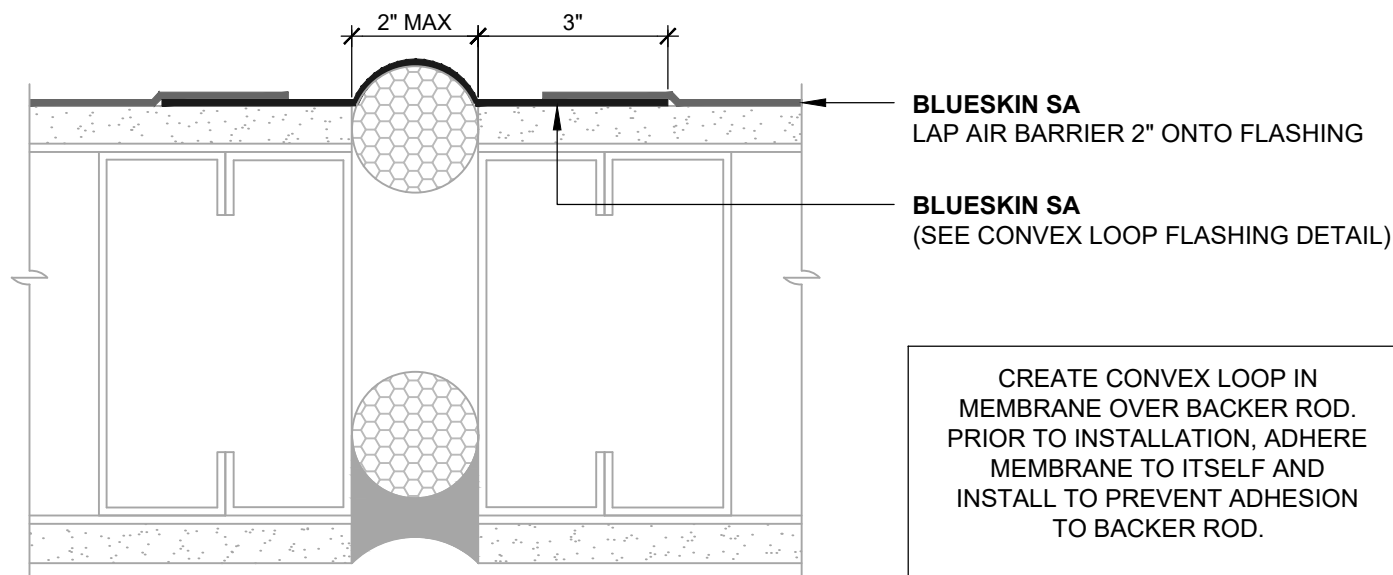
**SUBSTRATE GAPS UP TO 1" WIDE MAXIMUM**  
**SELF-ADHERED FLASHING**

SCALE: N.T.S. 06-30-2020

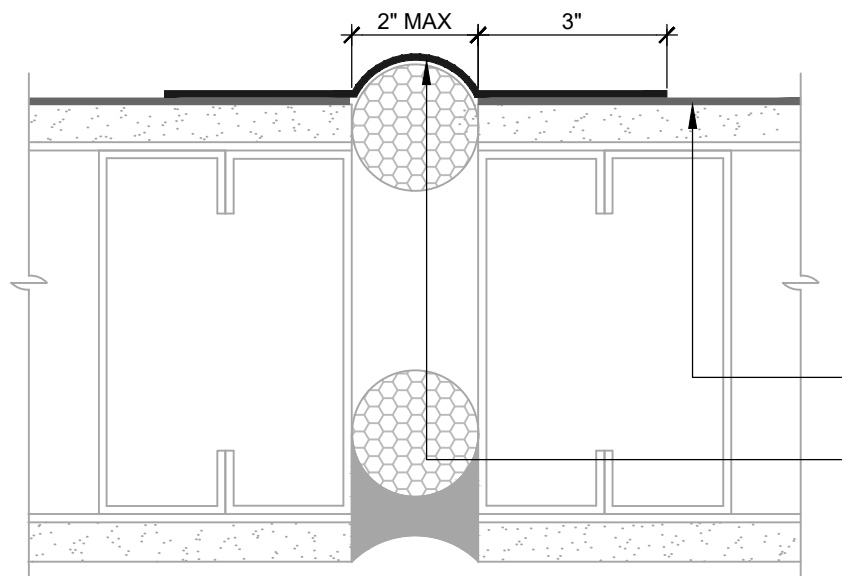
**BSSA-8B**

**Henry**<sup>®</sup>

999 N. Pacific Coast Highway, Suite 800  
El Segundo, CA 90245  
800-486-1278 • www.henry.com



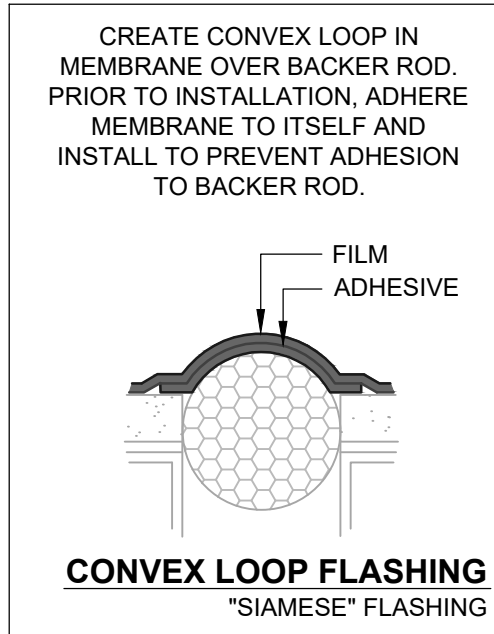
**GAPS UP TO 2" MAX (PLAN VIEW)**  
FLASHING INSTALLED BEFORE WRB



**GAPS UP TO 2" MAX (PLAN VIEW)**  
FLASHING INSTALLED AFTER WRB

**BLUESKIN SA**  
LAP AIR BARRIER 2" ONTO FLASHING

**BLUESKIN SA**  
(SEE CONVEX LOOP FLASHING DETAIL)



**BLUESKIN SA**

**BLUESKIN SA**  
(SEE CONVEX LOOP FLASHING DETAIL)

**NOTES:**

1. DETAIL SHOWS **BLUESKIN SA SELF-ADHERED WATER RESISTIVE AIR BARRIER**. SUBSTRATE SHOWN IS FOR REFERENCE ONLY. ACCEPTABLE SUBSTRATES INCLUDE PLYWOOD, OSB, CONCRETE, CMU, METAL, AND EXTERIOR GRADE SHEATHING.
2. REFER TO PRODUCT SPECIFIC TECHNICAL DATA SHEET (TDS) FOR PRIMER REQUIREMENTS. OTHER FLASHING OPTIONS INCLUDE: **BLUESKIN BUTYL FLASH, BLUESKIN SA LT OR METAL CLAD**.
3. INSTALL **BLUESKIN SA** TO ACHIEVE A CONTINUOUS WATER-RESISTIVE BARRIER (WRB). INSULATION AND CLADDING NOT SHOWN FOR CLARITY. REFER TO LOCAL CODE ORDINANCES FOR INSULATION AND VAPOR BARRIER REQUIREMENTS.
4. REFER TO PRODUCT SPECIFIC TECHNICAL DATA SHEET (TDS) AND **BLUESKIN SA** GUIDE SPECIFICATION FOR INSTALLATION PROCEDURES.

MANUFACTURER GUIDE DETAILS ARE FOR REFERENCE ONLY. HENRY DOES NOT ASSUME RESPONSIBILITY FOR ERRORS OR DEVIATIONS IN DESIGN OR ENGINEERING. PROJECT SPECIFIC VERIFICATION IS RECOMMENDED PRIOR TO INSTALLATION.

**BLUESKIN SA SELF-ADHERED WATER RESISTIVE AIR BARRIER**

**NON-MOVING JOINTS**

**SUBSTRATE GAPS UP TO 2" WIDE MAXIMUM  
SELF-ADHERED FLASHING**

SCALE: N.T.S. 08-12-2019

**BSSA-8C**

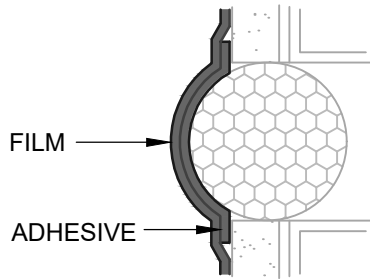
**Henry**<sup>®</sup>

999 N. Pacific Coast Highway, Suite 800  
El Segundo, CA 90245  
800-486-1278 • www.henry.com

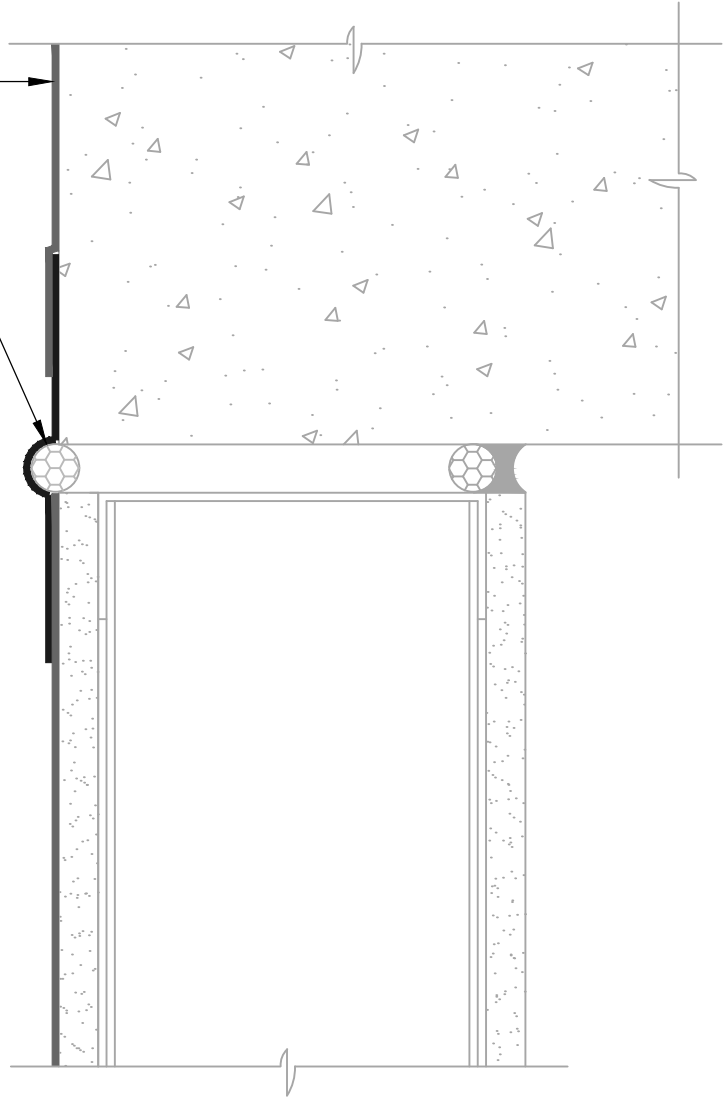
**BLUESKIN SA LAP AIR BARRIER**  
2" ONTO FLASHING

**BLUESKIN SA**  
(SEE CONVEX LOOP FLASHING DETAIL)

CREATE CONVEX LOOP IN  
MEMBRANE OVER BACKER ROD.  
PRIOR TO INSTALLATION, ADHERE  
MEMBRANE TO ITSELF AND  
INSTALL TO PREVENT ADHESION  
TO BACKER ROD.



**CONVEX LOOP FLASHING**  
"SIAMESE" FLASHING



**NOTES:**

1. DETAIL SHOWS **BLUESKIN SA SELF-ADHERED WATER RESISTIVE AIR BARRIER**. SUBSTRATE SHOWN IS FOR REFERENCE ONLY. ACCEPTABLE SUBSTRATES INCLUDE PLYWOOD, OSB, CONCRETE, CMU, METAL, AND EXTERIOR GRADE SHEATHING.
2. REFER TO PRODUCT SPECIFIC TECHNICAL DATA SHEET (TDS) FOR PRIMER REQUIREMENTS. OTHER FLASHING OPTIONS INCLUDE: **BLUESKIN BUTYL FLASH**, **BLUESKIN SA LT** OR **METAL CLAD**.
3. INSTALL **BLUESKIN SA** TO ACHIEVE A CONTINUOUS WATER-RESISTIVE BARRIER (WRB). INSULATION AND CLADDING NOT SHOWN FOR CLARITY. REFER TO LOCAL CODE ORDINANCES FOR INSULATION AND VAPOR BARRIER REQUIREMENTS.
4. REFER TO PRODUCT SPECIFIC TECHNICAL DATA SHEET (TDS) AND **BLUESKIN SA** GUIDE SPECIFICATION FOR INSTALLATION PROCEDURES.

**Henry**<sup>®</sup>

999 N. Pacific Coast Highway, Suite 800  
El Segundo, CA 90245  
800-486-1278 • www.henry.com

MANUFACTURER GUIDE DETAILS ARE FOR REFERENCE ONLY. HENRY DOES NOT ASSUME RESPONSIBILITY FOR ERRORS OR DEVIATIONS IN DESIGN OR ENGINEERING. PROJECT SPECIFIC VERIFICATION IS RECOMMENDED PRIOR TO INSTALLATION.

**BLUESKIN SA SELF-ADHERED WATER RESISTIVE AIR BARRIER**

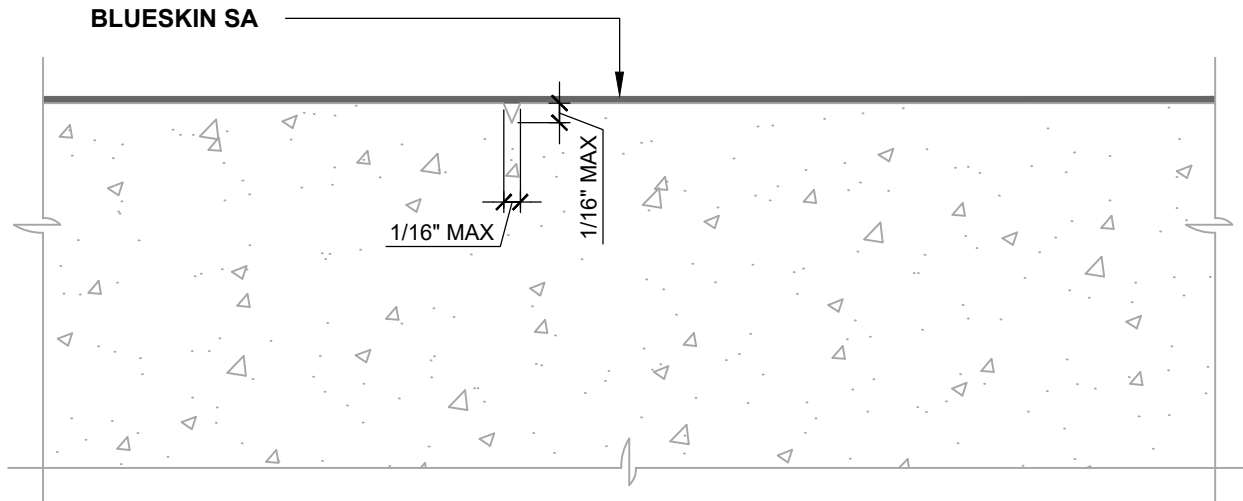
**DEFLECTION JOINT**

**HORIZONTAL DEFLECTION JOINT  
SELF-ADHERED FLASHING**

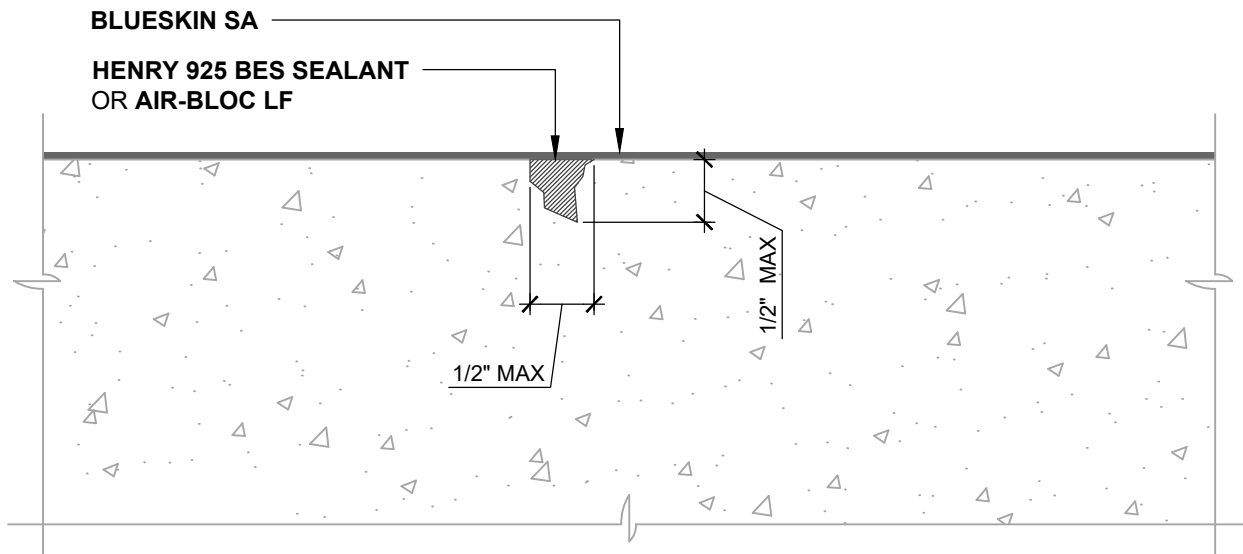
SCALE: N.T.S.

08-12-2019

**BSSA-8D**



**GAPS UP TO 1/16" MAX (PLAN VIEW)**  
NO SUPPLEMENTARY SEALANT REQUIRED



**GAPS UP TO 1/2" MAX (PLAN VIEW)**  
SEALANT OR LIQUID APPLIED FLASHING  
INSTALLED BEFORE WRB

**NOTES:**

1. DETAIL SHOWS **BLUESKIN SA SELF-ADHERED WATER RESISTIVE AIR BARRIER**. THIS DETAIL IS SPECIFIC TO MASONRY AND CONCRETE SUBSTRATES ONLY. REFER TO NON-MOVING JOINT DETAILS FOR OTHER SUBSTRATE FLASHINGS.
2. INSTALL **BLUESKIN SA** TO ACHIEVE A CONTINUOUS WATER-RESISTIVE BARRIER (WRB). INSULATION AND CLADDING NOT SHOWN FOR CLARITY. REFER TO LOCAL CODE ORDINANCES FOR INSULATION AND VAPOR BARRIER REQUIREMENTS.
3. REFER TO PRODUCT SPECIFIC TECHNICAL DATA SHEET (TDS) AND **BLUESKIN SA GUIDE** SPECIFICATION FOR INSTALLATION PROCEDURES.



999 N. Pacific Coast Highway, Suite 800  
El Segundo, CA 90245  
800-486-1278 • www.henry.com

MANUFACTURER GUIDE DETAILS ARE FOR REFERENCE ONLY. HENRY DOES NOT ASSUME RESPONSIBILITY FOR ERRORS OR DEVIATIONS IN DESIGN OR ENGINEERING. PROJECT SPECIFIC VERIFICATION IS RECOMMENDED PRIOR TO INSTALLATION.

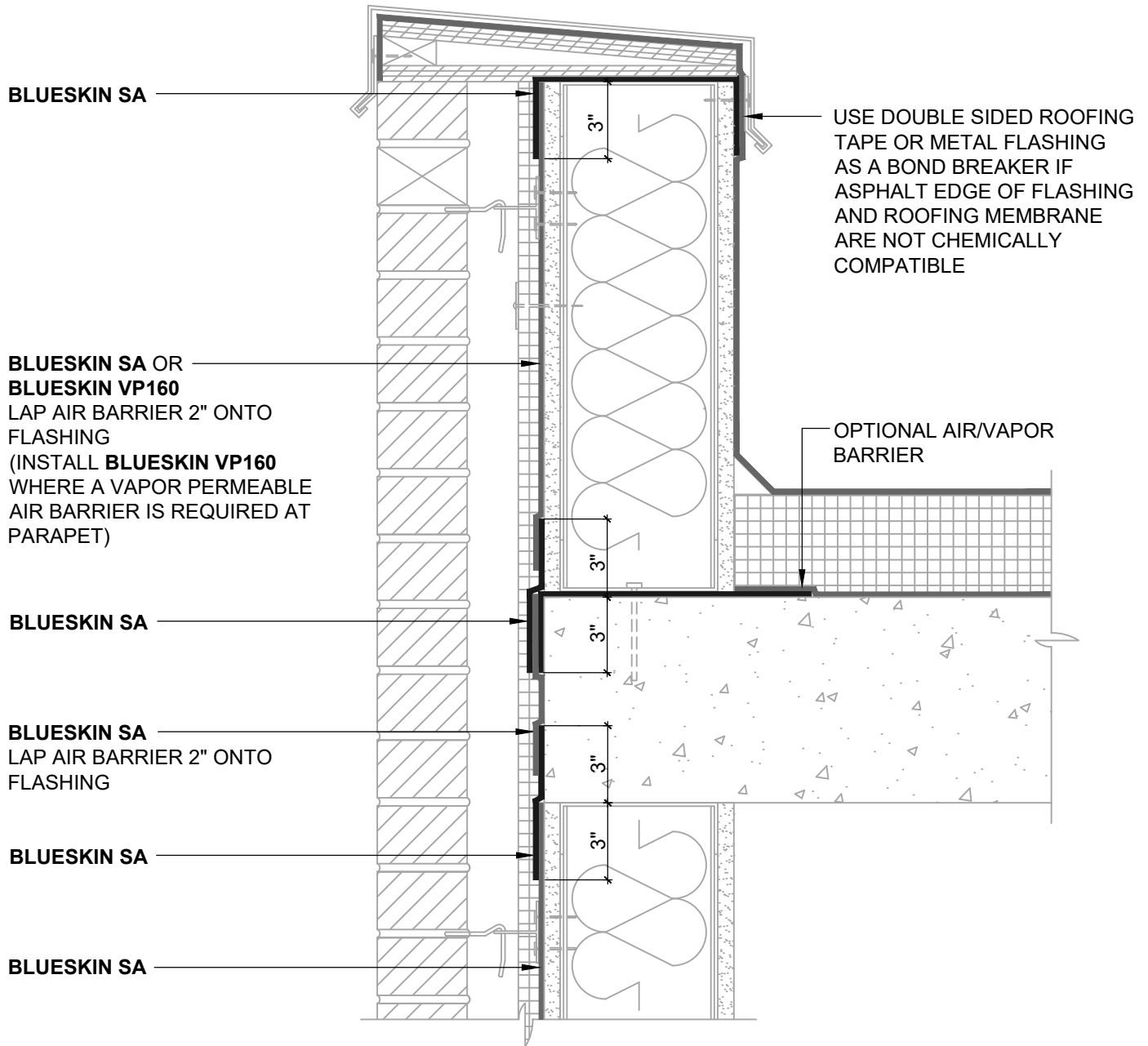
**BLUESKIN SA SELF-ADHERED WATER RESISTIVE AIR BARRIER**

**SUBSTRATE CRACKS**  
**MASONRY AND CONCRETE SUBSTRATE**  
**CRACKS UP TO 1/2" WIDE MAXIMUM**

SCALE: N.T.S. 08-12-2019

**BSSA-8E**





**NOTES:**

1. DETAIL SHOWS **BLUESKIN SA SELF-ADHERED WATER RESISTIVE AIR BARRIER** SUBSTRATE SHOWN IS FOR REFERENCE ONLY. ACCEPTABLE SUBSTRATES INCLUDE PLYWOOD, OSB, CONCRETE, CMU, METAL, AND EXTERIOR GRADE SHEATHING.
2. REFER TO PRODUCT SPECIFIC TECHNICAL DATA SHEET (TDS) FOR PRIMER REQUIREMENTS. OTHER FLASHING OPTIONS INCLUDE: **BLUESKIN BUTYL FLASH, BLUESKIN SA LT OR METAL CLAD.**
3. INSTALL **BLUESKIN SA** TO ACHIEVE A CONTINUOUS WATER-RESISTIVE BARRIER (WRB) REFER TO LOCAL CODE ORDINANCES FOR INSULATION AND VAPOR BARRIER REQUIREMENTS.
4. REFER TO PRODUCT SPECIFIC TECHNICAL DATA SHEET (TDS) AND **BLUESKIN SA** GUIDE SPECIFICATION FOR INSTALLATION PROCEDURES.



999 N. Pacific Coast Highway, Suite 800  
 El Segundo, CA 90245  
 800-486-1278 • www.henry.com

MANUFACTURER GUIDE DETAILS ARE FOR REFERENCE ONLY. HENRY DOES NOT ASSUME RESPONSIBILITY FOR ERRORS OR DEVIATIONS IN DESIGN OR ENGINEERING. PROJECT SPECIFIC VERIFICATION IS RECOMMENDED PRIOR TO INSTALLATION.

**BLUESKIN SA SELF-ADHERED WATER RESISTIVE AIR BARRIER**

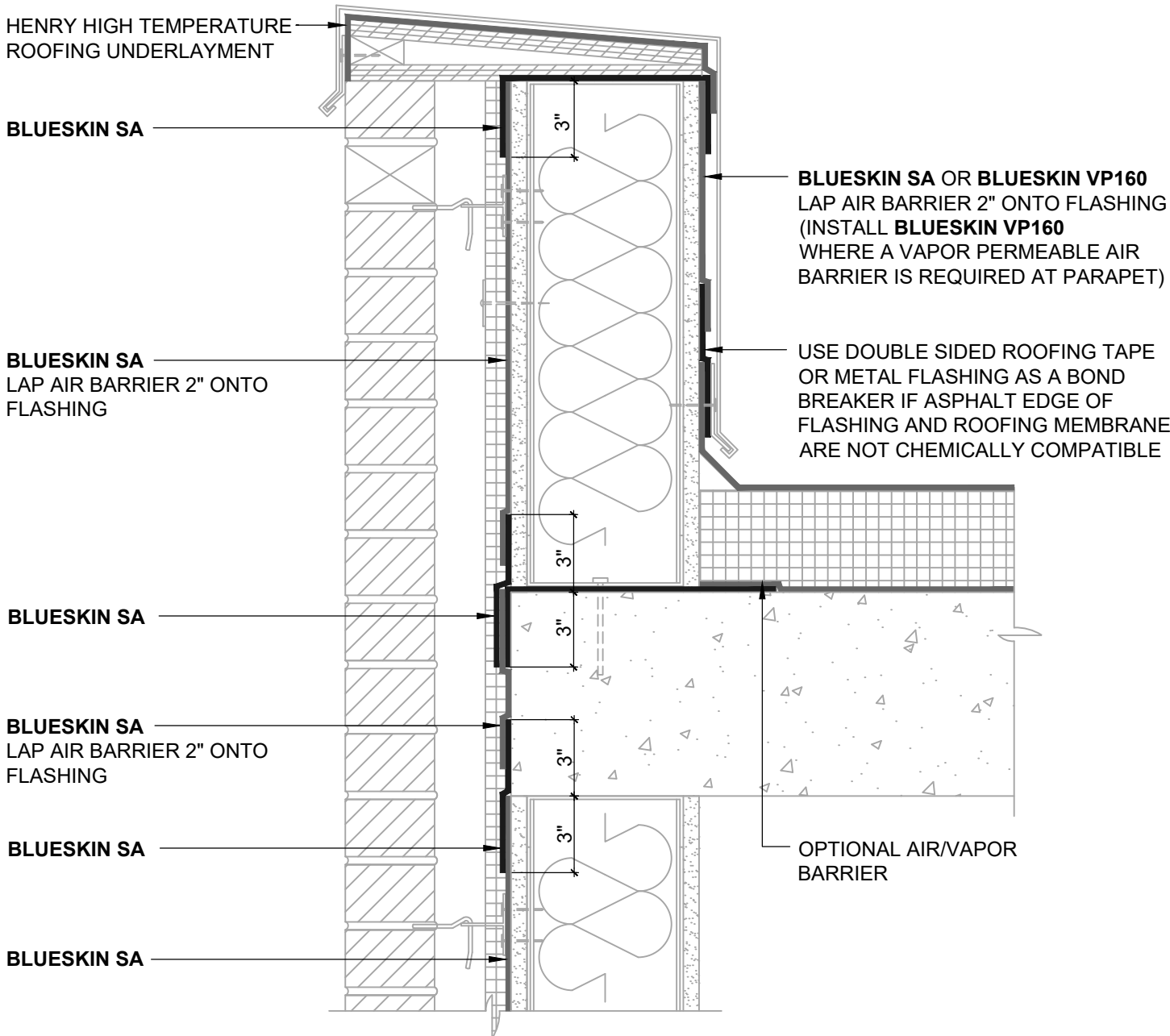
**PARAPET TRANSITION**

**AIR BARRIER INSTALLED ON FRONT OF WALL AND  
 ROOFING ASSEMBLY INSTALLED ON BACK OF WALL**

SCALE: N.T.S.

08-12-2019

**BSSA-9A**



**NOTES:**

1. DETAIL SHOWS **BLUESKIN SA SELF-ADHERED WATER RESISTIVE BARRIER**. SUBSTRATE SHOWN IS FOR REFERENCE ONLY. ACCEPTABLE SUBSTRATES INCLUDE PLYWOOD, OSB, CONCRETE, CMU, METAL, AND EXTERIOR GRADE SHEATHING.
2. REFER TO PRODUCT SPECIFIC TECHNICAL DATA SHEET (TDS) FOR PRIMER REQUIREMENTS. OTHER FLASHING OPTIONS INCLUDE: **BLUESKIN BUTYL FLASH, BLUESKIN SA LT OR METAL CLAD**.
3. INSTALL **BLUESKIN SA** TO ACHIEVE A CONTINUOUS WATER-RESISTIVE BARRIER (WRB). REFER TO LOCAL CODE ORDINANCES FOR INSULATION AND VAPOR BARRIER REQUIREMENTS.
4. REFER TO PRODUCT SPECIFIC TECHNICAL DATA SHEET (TDS) AND **BLUESKIN SA** GUIDE SPECIFICATION FOR INSTALLATION PROCEDURES.

MANUFACTURER GUIDE DETAILS ARE FOR REFERENCE ONLY. HENRY DOES NOT ASSUME RESPONSIBILITY FOR ERRORS OR DEVIATIONS IN DESIGN OR ENGINEERING. PROJECT SPECIFIC VERIFICATION IS RECOMMENDED PRIOR TO INSTALLATION.

**BLUESKIN SA SELF-ADHERED WATER RESISTIVE BARRIER**

**PARAPET TRANSITION**

**AIR BARRIER INSTALLED ON FRONT OF WALL  
AND AIR BARRIER INSTALLED ON BACK OF WALL**

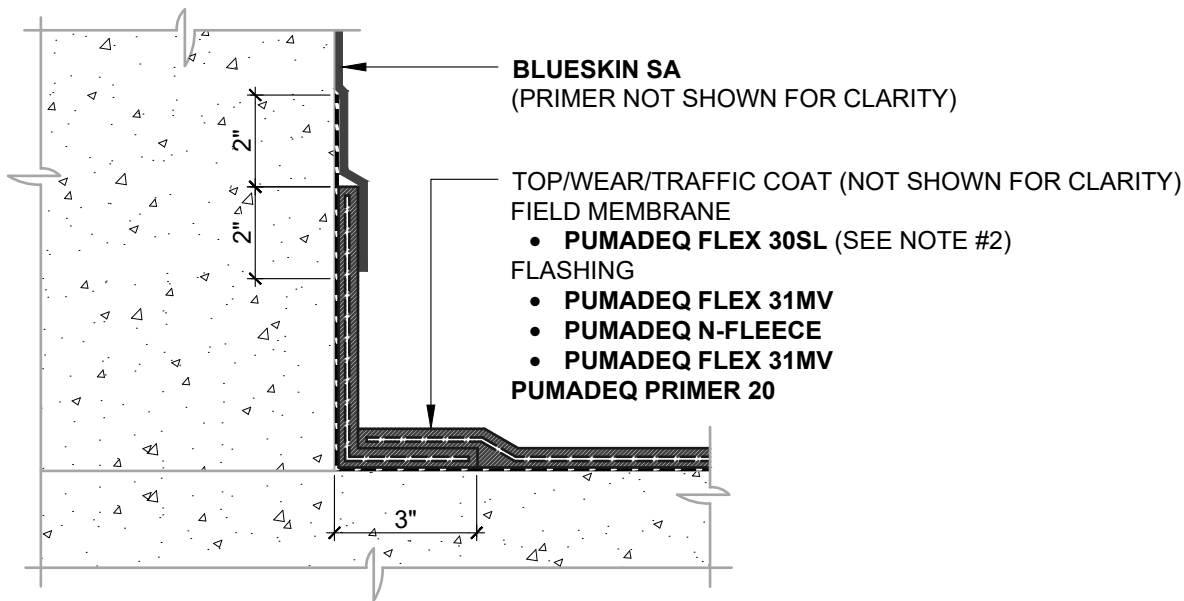
SCALE: N.T.S.

08-12-2019

**BSSA-9B**

**Henry**<sup>®</sup>

999 N. Pacific Coast Highway, Suite 800  
El Segundo, CA 90245  
800-486-1278 • www.henry.com



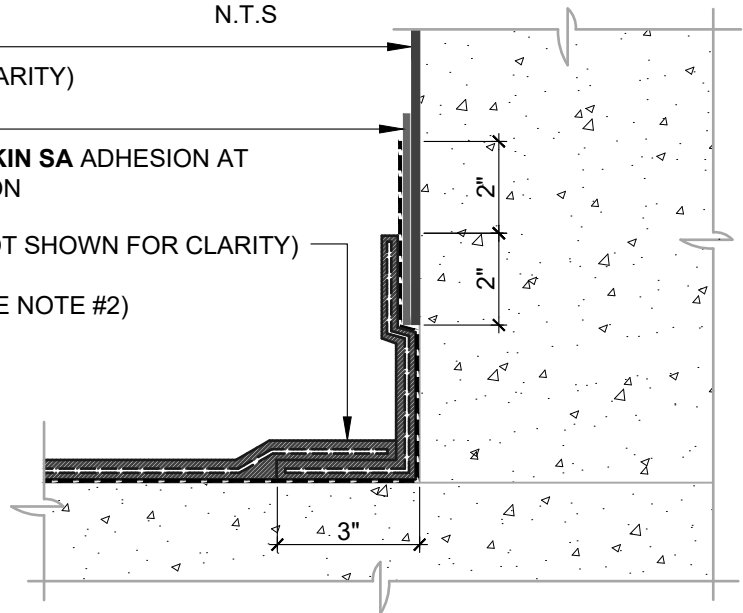
**AIR BARRIER INSTALLED AFTER PUMADEC SYSTEM**

N.T.S

**BLUESKIN SA** (PRIMER NOT SHOWN FOR CLARITY)

**BLUESKIN ADHESIVE**  
INSTALL TO ENHANCE **BLUESKIN SA** ADHESION AT **PUMADEC SYSTEM** TRANSITION

TOP/WEAR/TRAFFIC COAT (NOT SHOWN FOR CLARITY)  
FIELD MEMBRANE  
• **PUMADEC FLEX 30SL** (SEE NOTE #2)  
FLASHING  
• **PUMADEC FLEX 31MV**  
• **PUMADEC N-FLEECE**  
• **PUMADEC FLEX 31MV**  
**PUMADEC PRIMER 20**



**AIR BARRIER INSTALLED BEFORE PUMADEC SYSTEM**

N.T.S

**NOTES:**

1. DETAIL SHOWS **BLUESKIN SA SELF-ADHERED WATER RESISTIVE AIR BARRIER** AND **HENRY PUMADEC SYSTEM** TRANSITION. SUBSTRATE SHOWN IS FOR REFERENCE ONLY. REFER TO PRODUCT SPECIFIC TECHNICAL DATA SHEET (TDS) FOR PRODUCT SPECIFIC ACCEPTABLE SUBSTRATES.
2. TRANSITION DETAIL IS SUITABLE FOR BOTH REINFORCED AND UNREINFORCED **PUMADEC SYSTEM** FIELD MEMBRANE APPLICATIONS. TOP, WEAR, AND TRAFFIC COATING NOT SHOWN FOR CLARITY. REFER TO **PUMADEC SYSTEM** DETAILS FOR FURTHER CLARITY.
3. REFER TO PRODUCT SPECIFIC TECHNICAL DATA SHEET (TDS), GUIDE SPECIFICATION AND INSTALLATION MANUAL FOR INSTALLATION PROCEDURES.

**Henry**<sup>®</sup>

999 N. Pacific Coast Highway, Suite 800  
El Segundo, CA 90245  
800-486-1278 • www.henry.com

MANUFACTURER GUIDE DETAILS ARE FOR REFERENCE ONLY. HENRY DOES NOT ASSUME RESPONSIBILITY FOR ERRORS OR DEVIATIONS IN DESIGN OR ENGINEERING. PROJECT SPECIFIC VERIFICATION IS RECOMMENDED PRIOR TO INSTALLATION.

**BLUESKIN SA TIE-IN TO PUMADEC SYSTEM**

**TIE-IN DETAIL**

**EXPOSED FLASHING**  
**PUMADEC 31MV**

SCALE: N.T.S.

06-24-2019

**BSSA-TID3A**

Warranty #: SAMPLE  
Issued:  
Expiration:

**HENRY COMPANY ("HENRY")  
5 YEAR EXTENDED MATERIAL WARRANTY  
BLUESKIN® SA ("PRODUCT")**

Building Name:  
Building Location:  
Building OWNER: ("OWNER")  
Date Product(s) Installation Completed:  
Contractor:  
Square Footage:

---

**What This Limited Warranty Covers:**

Commencing with the date of completion of installation of the Product(s) and continuing for the duration of this Warranty, if manufacturing defects in the Product(s) cause the Product(s) to not perform in conformance with the Product(s) label or tech data sheet, as published on [www.henry.com](http://www.henry.com) at time of warranty issuance, or for its intended application, then HENRY at its sole option will, subject to the following section (What This Warranty Does Not Cover), either (1) refund OWNER's original purchase price for the Product(s) prorated by the unused portion of the warranty term; or (2) provide the amount of Product(s) necessary to make repairs. Under option (1), during the first year after installation of the Product(s), HENRY will refund OWNER's purchase price for the Product(s), exclusive of installation cost and minus any proration and costs previously incurred by HENRY for the replacement of Product(s) under this Warranty. After the first year, the purchase price to be refunded will be prorated by the remaining number of years of the Warranty term, minus any cost previously incurred by HENRY for the replacement of Product(s) under this Warranty.

Decisions as to the extent of repair or replacement required will be made solely by HENRY. The opinion of HENRY with respect to this matter shall be final. The remedy under this Warranty is available only for that portion of the Product(s) exhibiting defects at the time of the warranty claim. The replacement Product(s) as well as any remaining original Product(s) will be warranted only for the original warranty period. This limited warranty applies only to Product(s) used for an application specified by HENRY for the Product(s) and applied in strict accordance with HENRY published specifications, as published on [www.henry.com](http://www.henry.com) in effect at the time of application. IF PRODUCT(S) IS USED FOR OTHER THAN A HENRY SPECIFIED APPLICATION, MISUSED OR ABUSED, IT IS SOLD AS IS AND WITHOUT ANY EXPRESS OR IMPLIED WARRANTIES, INCLUDING OF MERCHANTABILITY OR FITNESS FOR A PARTICULAR PURPOSE.

**What This Warranty Does Not Cover:**

This Warranty warrants that the Product(s) will be free from manufacturing defects which affect the ability of the Product(s) to perform in conformance with the Product(s) label or tech data sheet for its intended application during the Warranty Period; it is not a warranty that the Product(s) will never leak or age or to undertake responsibilities, liabilities or obligations other than those specifically identified in the preceding section.

The Contractor who installs the Product(s) is not a representative, agent or employee of HENRY. HENRY therefore is not bound by any representations made by the Contractor and does not warrant or guarantee the Contractor's workmanship.

HENRY is not responsible or liable for: (a) personal injury or property damage of any kind, even if arising from a breach of this Warranty, (b) damage to the building, or to other components of the building or its contents, including mold, mildew or interruption or complete disruption in the use of the building, (c) expenses associated with installation, removal, excavation, or replacement of other materials, building assemblies, mechanical equipment or scaffolding in connection with accessing, testing, repairing, removal, or replacement of the Product(s), (d) change in color or other aesthetic diminution, and (e) damage to the Product(s) attributable to one or more of the following conditions:

1. Acts of God and natural calamities (including, but without limitation, lightning, Beaufort Scale 10 or higher winds, hurricane, tornado, hail,

earthquake, flood, or other violent storm or casualty), impact of objects or damage to the Product(s) due to settlement, distortion, failure or cracking of the roof deck, walls or foundation of the building, or for any splitting, cracking, blistering, delamination or separation of the Product(s) due to defect and/or failure of underlying materials not supplied by HENRY or for damage by foot traffic.

2. Civil insurrection, war, riot, terrorism, intentional destruction or vandalism.
3. Exposure to ionized radiation, contamination by radioactivity from any nuclear source, or bird droppings, chemical, or vermin attack on the Product(s).
4. Failure to timely report leaks or to repair leaks not covered by this Warranty.
5. Leaks caused by water entering from building components adjacent to the Product(s) or moisture migration either through or around other building components such as rooftop equipment, walls, copings, pitch pans and details which do not conform with HENRY details.
6. Installations on or through the Product(s) unless done in a manner prescribed and accepted by HENRY.
7. Repairs or alterations to the Product(s) that are not authorized first in writing by HENRY.
8. Inadequate rooftop drainage or ponding lasting longer than 48 hours as defined by the National Roofing Contractors Association.
9. Normal wear and tear.

**Obtaining Warranty Service:**

If the Product(s) fails to perform in conformance with the Product(s) label or tech data sheet for its intended application, notify HENRY by email at [warranty@henry.com](mailto:warranty@henry.com), within 48 hours or within the next business day after discovery of any defect in the Product(s). The OWNER must give written notice to HENRY no later than thirty (30) days after a defect is discovered or should by reasonable diligence have been discovered. Claims under this Warranty will require proof of purchase by the OWNER. HENRY is not responsible for any claims without such proof of purchase. A purchase receipt or other proof of date of original purchase is required before warranty service is provided. Should the alleged failure or the remedy sought by the OWNER lie outside the scope of this Warranty, OWNER agrees to promptly reimburse HENRY for the cost of any investigation requested by OWNER, including remedy costs, plus a HENRY administrative fee of \$250.00.

**Time for Remedy:**

HENRY shall have forty-five (45) days after receipt of written notification of a Product(s) defect to initiate either of the remedies contained in this Warranty unless prevented by acts of God or events beyond HENRY's reasonable control.

**Limitations and Exclusions:**

TO THE EXTENT PERMITTED BY APPLICABLE LAW, HENRY DISCLAIMS ANY OTHER WARRANTY EXPRESS OR IMPLIED, THAN THAT PROVIDED FOR HEREIN. THIS WARRANTY IS IN LIEU OF AND EXCLUDES ALL OTHER WARRANTIES, GUARANTEES, CONDITIONS AND REPRESENTATIONS, EXPRESS OR IMPLIED, ORAL OR WRITTEN, STATUTORY OR OTHERWISE, INCLUDING BUT NOT LIMITED TO ANY IMPLIED CONDITIONS OR WARRANTIES AS TO THE MERCHANTABILITY OR FITNESS FOR A PARTICULAR PURPOSE OF THE HENRY PRODUCT(S). SOME STATES DO NOT ALLOW LIMITATIONS ON HOW LONG AN IMPLIED WARRANTY LASTS, SO THE

ABOVE LIMITATION MAY NOT APPLY TO YOU. HENRY DOES NOT AUTHORIZE ANY PERSON INCLUDING ITS REPRESENTATIVES, TO MAKE ANY REPRESENTATION OR TO OFFER ANY WARRANTY, CONDITION OR GUARANTY IN RESPECT OF THE PRODUCT(S) OTHER THAN THIS WARRANTY. THIS MATERIAL WARRANTY CANNOT BE MODIFIED EXCEPT IN WRITING SIGNED BY HENRY'S WARRANTY MANAGER. THIS LIMITED WARRANTY SHALL BE THE OWNER'S SOLE AND EXCLUSIVE REMEDY AGAINST HENRY AND UNDER NO CIRCUMSTANCES SHALL HENRY BE LIABLE FOR AN AMOUNT GREATER THAN THE ACTUAL PURCHASE PRICE OF THE UNIT OR FOR ANY CONSEQUENTIAL, EXEMPLARY, SPECIAL, INCIDENTAL OR OTHER DAMAGES INCLUDING, BUT NOT LIMITED TO, LOSS OF PROFITS, LOSS OF USE, OR DAMAGE TO THE BUILDING OR ITS CONTENTS OR THE ROOF DECK. INCIDENTAL, CONSEQUENTIAL AND EXEMPLARY DAMAGES SHALL NOT BE RECOVERABLE EVEN IF THE REMEDIES OR THE ACTIONS PROVIDED FOR IN THIS WARRANTY FAIL OF THEIR ESSENTIAL PURPOSE. SOME STATES DO NOT ALLOW THE EXCLUSION OR LIMITATION OF INCIDENTAL OR CONSEQUENTIAL DAMAGES, SO THE ABOVE LIMITATION OR EXCLUSION MAY NOT APPLY TO YOU. HENRY SHALL NOT BE LIABLE FOR ANY DAMAGES WHICH ARE BASED UPON NEGLIGENCE, GROSS NEGLIGENCE, BREACH OF WARRANTY, BREACH OF CONTRACT, STRICT LIABILITY OR ANY OTHER LEGAL THEORY OF LIABILITY OTHER THAN THE EXCLUSIVE LIABILITY SET FORTH IN THIS WARRANTY.

**Conditions of Warranty:**

HENRY's continuing liability under this Warranty is conditioned upon the following:

- a) The Product(s) was stored, handled, applied and maintained in accordance with HENRY's instructions, recommendations and specifications in effect at the time of application;
- b) The Product(s) and all components thereof have been sold by HENRY except where authorized by HENRY;
- c) HENRY and the Contractor have been paid in full for the Product(s);
- d) The Product(s) has not been altered, modified or repaired without prior written approval of HENRY;
- e) The OWNER has notified HENRY in writing of any failure of the Product(s) covered by this Warranty within thirty (30) days following such failure;

- f) There has been no misuse, abuse or negligence with respect to the Product(s) on the part of the OWNER, facility or mechanical tradesmen.

**Transfer:**

This Warranty is assignable conditioned upon prior written approval by HENRY. Such approval is subject to the terms, conditions and fees contained in HENRY's application for transfer of warranty.

**Waiver:**

HENRY's failure at any time to enforce or rely upon any of the terms or conditions stated herein shall not be construed to be a waiver of its rights hereunder.

**OWNER's Agreement:**

HENRY would not agree to assume the obligations contained in this Warranty in the absence of any of the limitations and exclusions contained herein. Therefore, (1) OWNER's agreement to each and every term of this Warranty is an essential condition precedent to HENRY's obligations hereunder; (2) in the absence of such agreement by the OWNER the Product(s) is sold AS IS AND WITHOUT ANY EXPRESS OR IMPLIED WARRANTIES, INCLUDING OF MERCHANTABILITY OR FITNESS FOR A PARTICULAR PURPOSE; (3) failure of any condition precedent herein shall discharge HENRY from all further obligation under this Warranty, and the disclaimer herein of any other warranties, conditions and representations shall survive; and (4) by accepting or asserting any rights hereunder, OWNER irrevocably agrees to indemnify and hold harmless HENRY, its affiliates, successors, assigns, directors, officers, employees and agents (each an "Indemnified Party") from and against all claims, expenses (including attorney's fees and expenses), losses, liabilities and damages in any way related to or arising from matters described in the section of this Warranty entitled "What This Warranty Does Not Cover," and all amounts paid in defense of the foregoing which may be imposed upon, incurred by or asserted against an Indemnified Party by any person, firm or entity.

Except as otherwise expressly provided above, this Warranty shall be governed by and construed in accordance with the laws of the State of Texas without regard to conflict of law rules.

---

THIS WARRANTY GIVES YOU SPECIFIC LEGAL RIGHTS, AND YOU MAY ALSO HAVE OTHER RIGHTS WHICH VARY FROM STATE TO STATE OR COUNTRY TO COUNTRY, IF OUTSIDE OF THE UNITED STATES.

**HENRY COMPANY**

By: \_\_\_\_\_  
Name:

Date: \_\_\_\_\_

**NOTE: SAMPLE WARRANTIES ARE PROVIDED CONDITIONALLY AND SHOULD NOT BE CONSTRUED OR INTERPRETED AS A REPRESENTATION OR PROMISE THAT HENRY WILL IN FACT PROVIDE SUCH A WARRANTY FOR A SPECIFIC PROJECT. HENRY WARRANTIES ARE NOT VALID OR BINDING UNLESS AND UNTIL ALL OF HENRY'S REQUIREMENTS FOR WARRANTY ISSUANCE ARE MET AND A PROJECT-SPECIFIC WARRANTY IS ISSUED. HENRY RESERVES THE RIGHT TO MODIFY THE TERMS OF ITS SAMPLE WARRANTIES FOR ANY REASON, AT ANYTIME, WITH OR WITHOUT NOTICE. FOR MORE INFORMATION ABOUT HENRY'S REQUIREMENTS, PLEASE CONTACT THE HENRY WARRANTY DEPARTMENT AT [WARRANTY@HENRY.COM](mailto:WARRANTY@HENRY.COM).**



## Product Certification

### Henry® Blueskin® SA Self-Adhered Water Resistive Air Barrier

Blueskin SA is a self-adhered water resistive air barrier consisting of an SBS rubberized asphalt compound, integrally laminated to a poly film, and designed to provide a vapor impermeable water resistive barrier when applied to above-grade wall assemblies. Henry Company manufacturing facilities implement full time quality control. Each batch of Blueskin SA is tested to confirm compliance with the physical properties as stated on the product specific Henry technical data sheet.

Blueskin SA meets the following standards:

- ASTM E2357 - Assembly Air Leakage
- CAN/ULC-S742 – Air Leakage Rate, Classification A1
- NFPA 285 - Complies in various wall assemblies (see Henry NFPA 285 Teck-Talk Bulletin)
- Air Barrier Association of America (ABAA) Evaluated Air Barrier Assembly

Blueskin SA is chemically compatible with the following substrates: exterior gypsum board, masonry, concrete, CMU, foil faced sheathing, ICF, stone, wood, pressure treated lumber, plywood, OSB, primed steel, aluminum mill finish, anodized aluminum, galvanized metal, and rigid insulation including EPS, XPS, and polyisocyanurate insulation.

Blueskin SA is chemically compatible with the following commonly used Henry products:

- Air-Bloc® Liquid-Applied Air Barriers
- Air-Bloc LF®
- Blueskin Butyl Flash
- Blueskin Metal Clad®
- Blueskin PE200HT
- Blueskin RF200 / Blueskin RF200TM
- Blueskin TWF Thru-Wall Flashing
- Blueskin VP160
- Blueskin WP200
- Henry 925 BES Sealant
- Primer/adhesives:
  - Aquatac™ Primer, Blueskin Adhesive, Blueskin LVC Adhesive and Blueskin LVC Spray Primer

Blueskin SA does not contain lead, PBDE or PCBs, and has a VOC content of 0 g/L, max.

Refer to the product specific technical data sheet available at [www.henry.com](http://www.henry.com) for further information or contact Henry Technical Support at 800-486-1278.

## LEED INFORMATION

**PRODUCT:** Blueskin SA Self-Adhering Membrane

MR - CREDIT 4.x- RECYCLED CONTENT  
RECYCLED CONTENT (POST-CONSUMER): 0%

RECYCLED CONTENT (POST-INDUSTRIAL): 0%

MR - CREDIT 5.x – REGIONAL MATERIALS

EXTRACTION SITE: **Raw materials are sourced to Henry from various North American sources and extraction site of raw materials may vary without notice. As a result, the extraction site of materials used to manufacture this product is undetermined.**

MANUFACTURING SITE: **Petrolia, Ont, Canada, N0N1R0**

MR- CREDIT 6 AND 7 – RAPIDLY RENEWABLE MATERIALS AND CERTIFIED WOOD

This product does not contain rapidly renewable materials or certified wood

IEQ – CREDIT 4.1 – ADHESIVES AND SEALANTS

Product not applicable to this credit

IEQ – CREDIT 4.2 – PAINTS AND COATINGS

Product not applicable to this credit

VOC Content 0 g/L